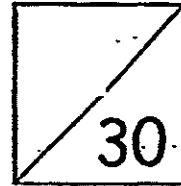


ROSYTH SCHOOL  
P1 HOLISTIC ASSESSMENT 2014, TERM 2  
ENGLISH LANGUAGE  
MINI TEST



Name: \_\_\_\_\_ ( )

Date: 12 May 2014


Class: P1 \_\_\_\_\_ Parent's signature: \_\_\_\_\_

**Section A: Vocabulary (13 x 1 mark)**

Read each question carefully. Choose the correct answer and write its number (1, 2 or 3) in the bracket provided. (5 x 1 mark)

1. My grandfather works as a \_\_\_\_\_. He waters and cares for the plants.


- (1) cook
- (2) gardener
- (3) zookeeper



( )

2. The elephant \_\_\_\_\_ when it heard a lion roar.

- (1) growled
- (2) screeched
- (3) trumpeted



( )

3. Do not go into the \_\_\_\_\_ . There are many wild animals.


- (1) farm
- (2) jungle
- (3) garden



( )

4. The cat \_\_\_\_\_ over the fence.


- (1) leaps
- (2) wades
- (3) creeps



( )

5. The crocodile uses its strong \_\_\_\_\_ and feet to swim in the river.

- (1) tail
- (2) claws
- (3) whiskers




( )

For each question, fill in each blank with the correct word from the box below. Use each word ONCE only. (4 x 1 mark)

hungry	happy	cake
seashells	bread	enjoyable

Last week, my family had a picnic at the beach. We brought some (6) \_\_\_\_\_, eggs and ham to make sandwiches. Mother brought a huge chocolate (7) \_\_\_\_\_ tool! After lunch, we collected some (8) \_\_\_\_\_ and built sandcastles. Everyone was so (9) \_\_\_\_\_! We hope to go there again.



For each question, fill in each blank with the correct word from the box below. Use each word only ONCE. (4 x 1 mark)

body	teeth	chattering
hopping	swinging	slithering

During the March holidays, my friends and I went to the River Safari. While taking a boat ride, we saw a snake in a tree.

It had a long (10) \_\_\_\_\_ . It was (11) \_\_\_\_\_

on the branches. Then, we heard some monkeys (12) \_\_\_\_\_

noisily. Our favourite animal there was the crocodile. It opened its mouth and we saw its sharp (13) \_\_\_\_\_

We were tired but happy at the end of the day.



**Section B: Grammar (12 x 1 mark)**

Read each question carefully. Choose the correct answer and write its number (1, 2 or 3) in the bracket provided. (5 x 1 mark)

14. Those presents belong to \_\_\_\_\_. Father bought them for my birthday last year.

- (1) me
- (2) her
- (3) him



( )

15. Jane and Mei \_\_\_\_\_ at the field during recess.

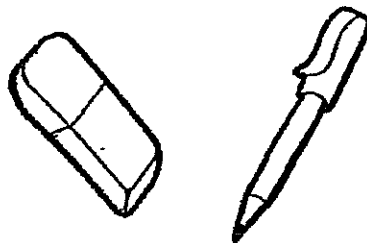
- (1) is
- (2) am
- (3) are



( )

16. Choose the eraser \_\_\_\_\_ the pen. You can only take one.


- (1) or
- (2) so
- (3) and



( )

17. Haris, Wenxi and I are classmates. \_\_\_\_\_ like to play together.


- (1) He
- (2) We
- (3) They



( )

18. There is \_\_\_\_\_ book on the table.

- (1) a
- (2) an
- (3) the



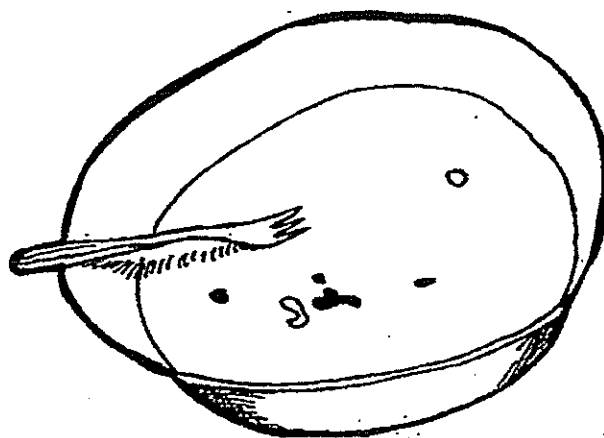
( )

For each question, fill in each blank with the correct word from the box below. Use each word ONCE only. (4 x 1 mark)

into	at	in	under	on
------	----	----	-------	----

Once upon a time, there lived a hungry giant. He lived (19) \_\_\_\_\_ a big house. One day, the giant had no more food. He walked (20) \_\_\_\_\_ a nearby village to look for food.

"I am hungry!" The giant screamed (21) \_\_\_\_\_ the villagers. The villagers were scared. They hid (22) \_\_\_\_\_ their beds. The hungry giant could not find anyone and went home sadly.



For each question, fill in each blank with the correct punctuation from the box below. Use each punctuation ONCE only. (3 x 1 mark)

,	.	!	?
---	---	---	---

Once upon a time, there was a man called John. He liked to jump over the tables (23)  chairs and flowerpots. Everyone called him John, the jumping man.

"Catch me, catch me if you can (24)  " John shouted.

Everyone ran after him as fast as they could. In the end, they caught him (25)  John could not jump anymore.




**Section C: Graphic Stimulus (5 × 1 mark)**

Study the recipe carefully and answer the questions. Choose the correct answer and write its number (1, 2 or 3) in the bracket provided.

# How To Make Chocolate Cookies

**Ingredients:**

- some plain flour
- some butter
- 2 eggs
- some sugar
- some chocolate chips



**Steps:**

1. Add some sugar and flour to the butter.
2. Crack 2 eggs to the mixture.
3. Mix them well.
4. Scoop the mixture onto the baking tray.
5. Sprinkle some chocolate chips on the mixture.
6. Bake the mixture in the oven until it is golden brown.
7. Sprinkle a little sugar on top of the cookies.



26. How many ingredients are used to make chocolate cookies?

There are \_\_\_\_\_ ingredients used to make chocolate cookies.

- (1) two
  - (2) five
  - (3) seven
- (     )

27. What two ingredients are added to the butter first?

\_\_\_\_\_ are added to the butter first.

- (1) Sugar and eggs
  - (2) Sugar and flour
  - (3) Sugar and chocolate chips
- (     )

28. What do you do immediately after mixing the mixture?

We \_\_\_\_\_ immediately after mixing the mixture.

- (1) bake the mixture in the oven
  - (2) scoop some mixture onto the baking tray
  - (3) sprinkle some chocolate chips on the mixture
- (     )

29. How do you tell that the cookies are baked?

The cookies are baked when they are \_\_\_\_\_.

- (1) mixed well
- (2) golden brown
- (3) sprinkled with sugar ( )

30. Where do we sprinkle the sugar?

We sprinkle the sugar on the \_\_\_\_\_.

- (1) cookies
- (2) mixture
- (3) baking tray ( )

☺ Please check your work carefully ☺

-End of paper-



**YEAR: 2014**

**LEVEL: P1**

**SCHOOL: ROSYTH**

**SUBJECT: ENGLISH**

**SEMESTER: SA1**

Q1	Q2	Q3	Q4	Q5
2	3	2	1	1

6. bread
7. cake
8. seashells
9. happy
10. body
11. slithering
12. chattering
13. teeth

Q14	Q15	Q16	Q17	Q18
1	3	1	2	1

19. in
20. into
21. at
22. under
23. ,
24. !
25. .

Q26	Q27	Q28	Q29	Q30
2	2	2	2	1

