

Methodist Girls' School (Primary)
 Primary 2, 2019
 Mathematics
 Topical Review 4

Name: _____ ()

Date: _____

Class: P2. ()

We are learning to (WALT) ...		I need to work on the questions which are circled.			
Identify, name, describe and sort shapes and objects					
A1	Identify, name and describe 2D shapes (include semicircle and quarter circle) and 3D shapes.	Q1(a)	Q1(b)	Q1(c)	
A2	Identify the basic shapes that make up a given figure.	Q2(a)	Q2(b)		
B1	Form different 2D figures with rectangle, square, triangle, semicircle and quarter circle.	Q3(a)			
B2	Classify 3D shapes.	Q3(b)			
C1	Copy figure on dot grid or square grid	Q4(a)	Q4(b)	Q4(c)	Q4(d)
C2	Complete pattern with 3D shapes.	Q5(a)	Q5(b)		

Parent's Signature: _____

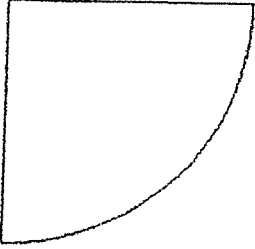
METHODIST GIRLS' SCHOOL
2019 P2 Mathematics
Topical Review 4

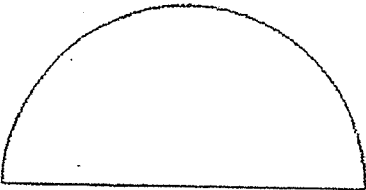
Name: _____ () Date: _____

Class: Primary 2. _____

1. Name the shapes.

Find the number of curve lines and straight lines.

<p>(a)</p> 	<p>This is a _____.</p> <p>It has ___ curve line(s) and ___ straight line(s).</p>
---	---

<p>(b)</p> 	<p>This is a _____.</p> <p>It has ___ curve line(s) and ___ straight line(s).</p>
--	---



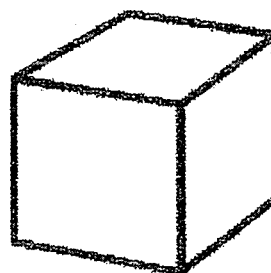


(Please turn to the next page)

1(c) Colour the solids.

Cuboid - green

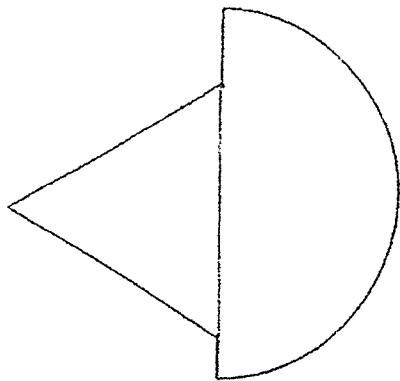
Sphere - blue

Cylinder - Yellow



(Please turn to the next page)

2(a) The figure below is made up of two shapes. Name the shapes.



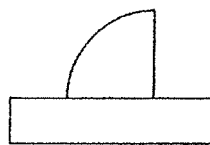
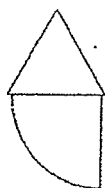
The figure is made of

a _____ and

a _____.

2(b) Circle the correct figure.


This figure is made up of
a rectangle and a quarter
circle.




(Please turn to the next page)

3(a) Your teacher will give you the shapes.

Use all the shapes given to draw a figure in the box below. Use each shape only once.



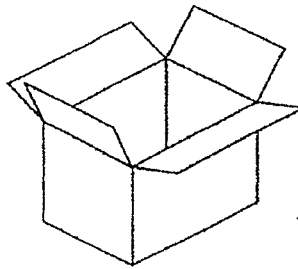
(b) Write the following items into the correct box.



Basketball



Potato chips
box



Cardboard box




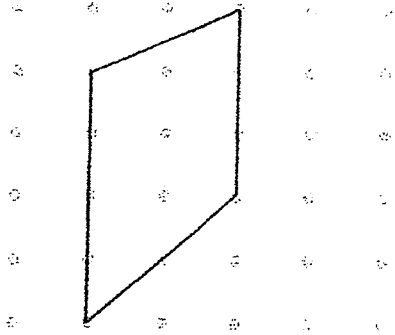
Birthday card

Have flat faces	Do not have flat faces

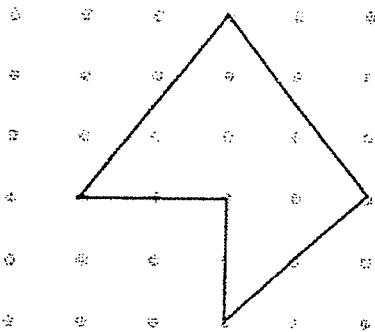
4. Copy these figures to the dot grids and square grids on the right.

(Use ruler to draw the straight lines)


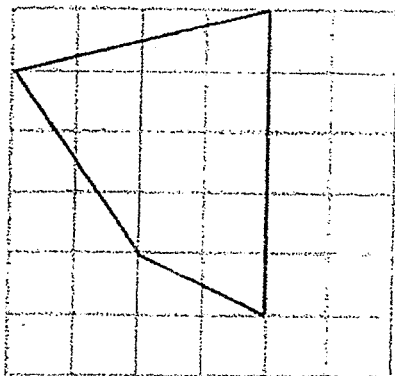
(a)



(b)


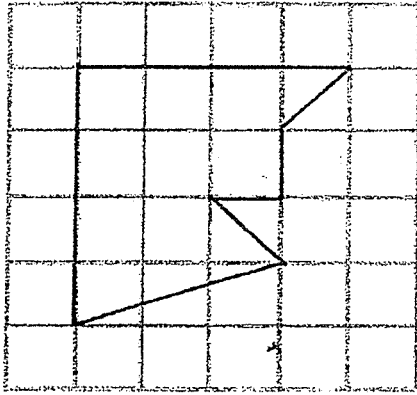


(c)



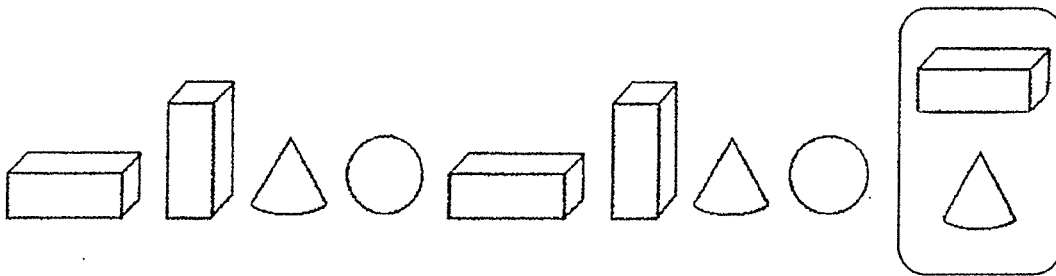
(Please turn to the next page)

(d)

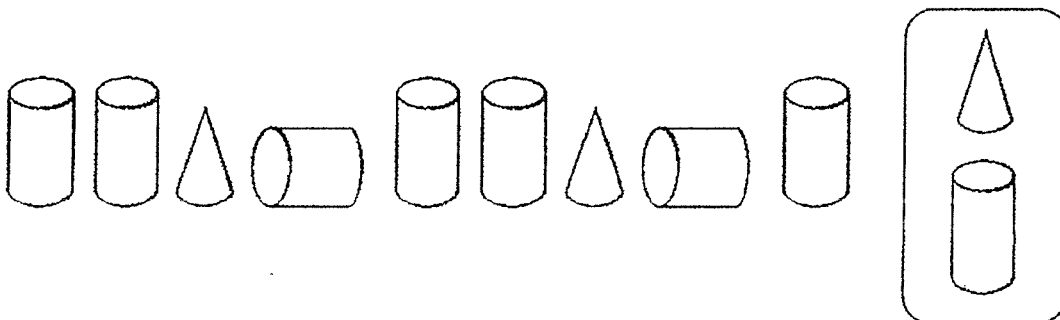


5. Circle the correct figure to complete the pattern.

(a)



(b)



End of paper.
Please check your work 😊

Methodist Girls' School (Primary)
Primary 2, 2019
Mathematics
Topical Review 5

Name: _____ ()

Date: _____

Class: P2. ()

We are learning to (WALT) ...		I need to work on the questions which are circled.		
Understand fractions				
A1	Recognise fraction as representing equal parts of a whole.	Q1(a)	Q1(b)	Q2
B1	Arrange like fractions starting from the smallest or biggest.	Q3		
B2	Add and subtract like fractions.	Q4(a)	Q4(b)	
C1	Compare and arrange unit fractions starting from smallest or biggest.	Q5(a)	Q5(b)	

Parent's Signature: _____

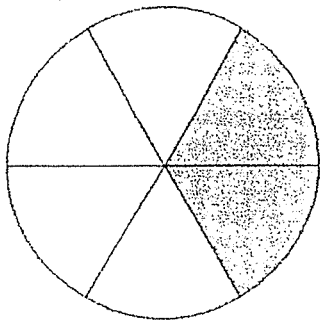
METHODIST GIRLS' SCHOOL
2019 P2 Mathematics
Topical Review 5

Name: _____ () Date: _____

Class: Primary 2. _____

1. Look at the figures below.
Fill in the blanks.

(a)




___ parts out of the ___ equal parts
are shaded.

___ of the figure is shaded.

___ of the figure is **not** shaded.

(b)




___ parts out of the ___ equal parts
are shaded.

___ of the figure is shaded.

___ of the figure is **not** shaded.

(Please turn to the next page)

2. Colour more triangles to show that $\frac{7}{12}$ of the rectangle is shaded.



3. Arrange the fractions in order.
Begin with the **smallest**.

$\frac{6}{7}$	$\frac{1}{7}$	$\frac{5}{7}$	$\frac{3}{7}$
---------------	---------------	---------------	---------------

_____ / _____ / _____ / _____
Smallest

(Please turn to the next page)

4. (a) Add $\frac{1}{7}$ and $\frac{3}{7}$.

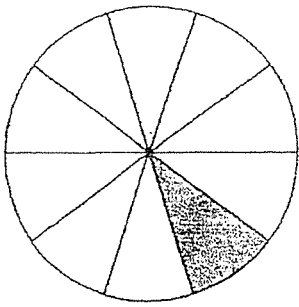
$$\frac{1}{7} + \frac{3}{7} = \boxed{}$$

(b) Subtract $\frac{2}{6}$ from 1.

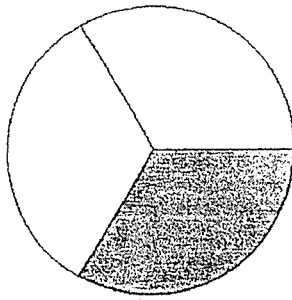
$$1 - \frac{2}{6} = \boxed{} - \boxed{}$$
$$= \boxed{}$$

(Please turn to the next page)

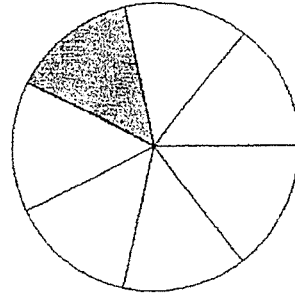
5. (a) Fill in the blanks using these fractions.



$$\frac{1}{10}$$



$$\frac{1}{3}$$



$$\frac{1}{7}$$

_____ is greater than _____

_____ is smaller than _____

The greatest fraction is _____

The smallest fraction is _____

(b) Arrange the above set of fractions in order.

Begin with the **greatest**.

_____ , _____ , _____

Greatest

End of paper.

Please check your work 😊

METHODIST GIRLS' SCHOOL
2019 P2 Mathematics
REVISION PAPER

Name: _____ ()

Date: _____

Class: Primary 2. _____

Section A

Choose the correct answer for each question and write 1, 2, 3 or 4 in the brackets provided.

1. In 802, the value of the digit 8 is _____.

(1) 8

(2) 80

(3) 800

(4) 802

()

2. 3 hundreds and 11 tens is _____.

(1) 14

(2) 310

(3) 311

(4) 410

()

3. What is the sum of 317 and 132?

(1) 185

(2) 225

(3) 445

(4) 449

()


4. What fraction of the figure below is shaded?

(1) $\frac{3}{4}$

(2) $\frac{3}{9}$


(3) $\frac{3}{12}$

(4) $\frac{9}{12}$



()

5.



What is the time shown on the clock?

(1) 1.50 p.m.

(2) 2.10 p.m.

(3) 2.50 p.m.

(4) 10.10 p.m.

()

6. Three dollars and five cents is _____.

(1) 35¢


(2) 305¢

(3) 350¢

(4) 3005¢

()

7.



How many flat and curved surfaces (faces) are there in the solid?

(1) 1 flat surface and 1 curved surface

(2) 1 flat surface and 2 curved surfaces


(3) 2 flat surfaces and 1 curved surface

(4) 2 flat surfaces and 2 curved surfaces

()

8. Which one of the following figures has both straight lines and curves?

(1)



(2)



(3)

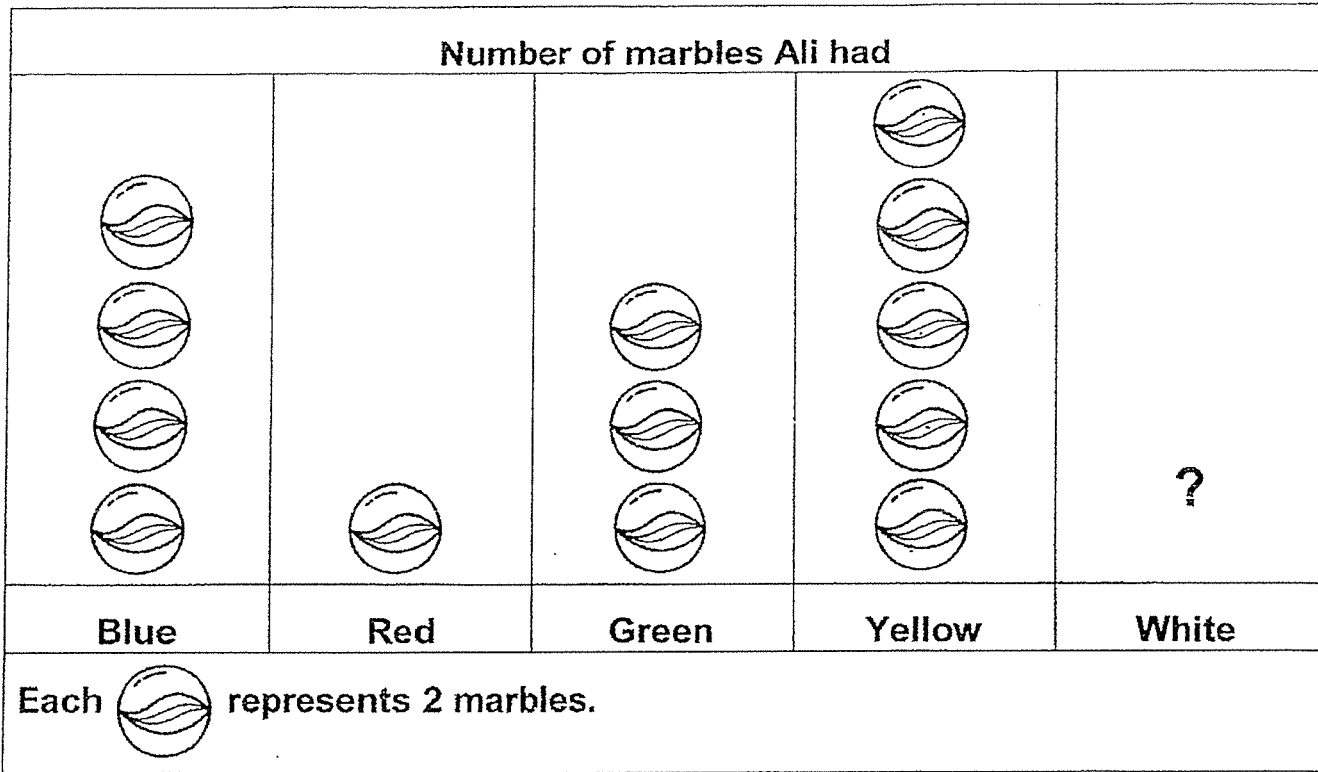


(4)



()

Study the graph below and answer Question 9 and 10.
The picture graph shows the number of marbles Ali had.



9. Ali had 2 more yellow marbles than _____ marbles.

- (1) red
- (2) blue
- (3) white
- (4) green ()

10. Ali gave away his blue, red and green marbles and kept only the white and yellow marbles. After that, he was left with 22 marbles.
How many white marbles did he have at first?

- (1) 6
- (2) 10
- (3) 12
- (4) 17 ()

Section B

Read the questions carefully. Write your answer in the space provided.

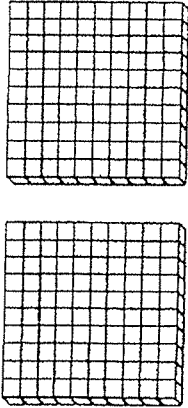
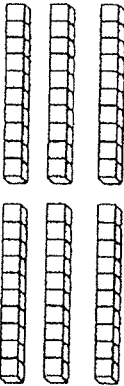
11. Write 844 in words.

Ans: _____

12. $\boxed{?} \times 6 = 6 + 6 + 6 + 6$

Ans: _____

13. What is the number represented by the picture below?

Hundreds	Tens	Ones
		

Ans: _____

14. What is the difference between 578 and 45?

Ans: _____

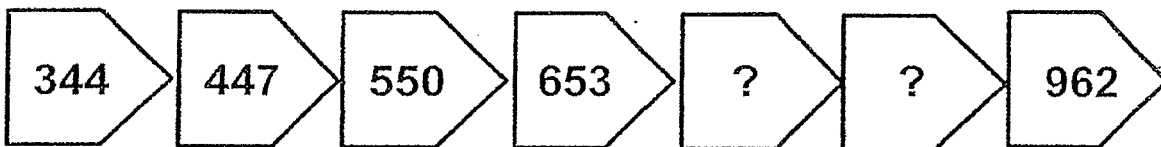
15. Mrs Wong divided 40 stickers equally among 5 students.
How many stickers did each student receive?

Ans: _____ stickers

Section C

Read the questions carefully. Write your answer in the space provided.

16. Find the missing numbers in the pattern below.



Ans: _____ , _____

17. List all the **odd** numbers from 35 to 42.

Ans: _____

18. One box of markers cost \$8.
Zhiming bought 3 boxes of markers.
How much did he pay for all the markers?

Ans: \$ _____

19. What is the value of \triangle and \square ?

$$\begin{array}{r}
 7 \quad 1 \quad \triangle \\
 + \quad 2 \quad \square \quad 7 \\
 \hline
 9 \quad 2 \quad 1 \\
 \hline
 \end{array}$$

Ans: $\triangle =$ _____

$\square =$ _____

20. A train has 330 seats in total.
241 people got on the train and sat on a seat each.
How many empty seats were left?

Ans: _____ empty seats

21. Use the digits below to form the smallest 3-digit odd number.
You are to use each digit **once only**.

0

1

2

Ans: _____

22. Arrange the following fractions from the smallest to greatest.

$$\frac{1}{3}, \quad \frac{1}{2}, \quad \frac{1}{6}$$

Ans: _____ , _____ , _____
(smallest)

23. Select three fractions below to fill in the boxes.
Each fraction chosen is to be used **once only**.

$$\frac{3}{7} \quad \frac{1}{7} \quad \frac{6}{7} \quad \frac{4}{7} \quad \frac{2}{7}$$

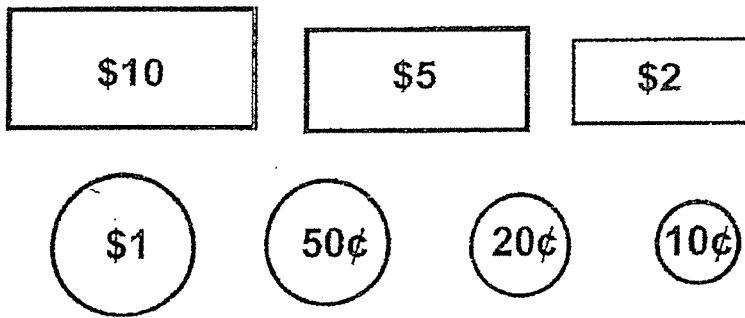
$$\boxed{?} + \boxed{?} + \boxed{?} = 1 \text{ whole}$$

Ans: _____ , _____ , _____

24. Jane saves a total of \$10 in her coin bank.
Her money is in \$2 notes and \$1 coins.
She has eight \$1 coins inside her coin bank.
How many \$2 notes does she have in her coin bank?

Ans: _____

25. Use the following notes and coins to fill in the blanks.
(You may use the notes and coins more than once.)



a) _____ ¢ + _____ ¢ = 70¢

b) \$ _____ + \$ _____ + \$ _____ = \$13

Section D

Do these word problems. Show your working clearly.

26. Sharon has 907 stickers. She has 251 stickers more than Linda.
Belle has 372 stickers fewer than Linda.
How many stickers does Belle have?

Belle has _____ stickers.

27. A rope is 185 cm long. It is cut into 3 pieces.
The first and second pieces are each 66 cm long.
What is the length of the third piece of rope?

The length of the third piece of rope is _____ cm

28. 27 hairclips were divided equally among Sally, Siti and Su Ling.

(a) How many hairclips did each of the girls receive?

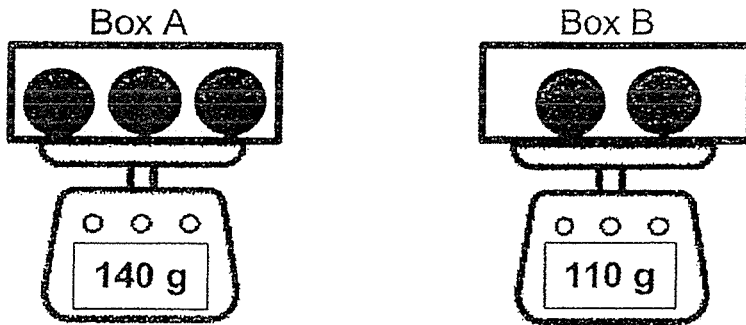
Each girl received _____ hairclips.

(b) Sally bought another 6 hairclips.

How many hairclips did she have altogether?

Sally had _____ hairclips altogether

29. Mrs Tan puts some identical balls into 2 identical boxes, A and B.
The total mass of Box A with 3 balls is 140 g.
The total mass of Box B with 2 balls is 110 g.



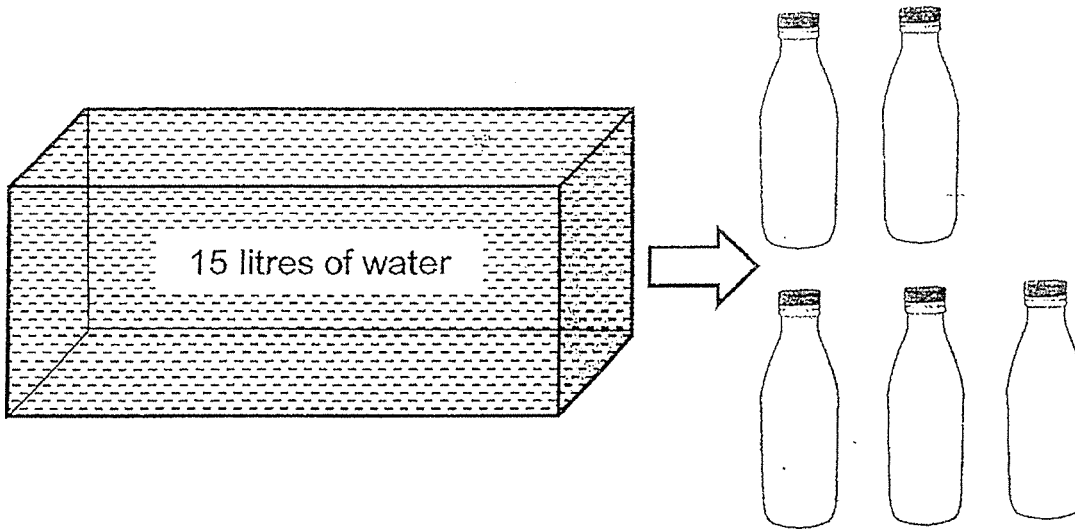
- (a) What is the mass of 1 ball?

The mass of 1 ball is _____ g.

- (b) What is the mass of the empty box?

The mass of the empty box is _____ g.

30. A container had 15 litres of water in it.
Sam filled 5 identical bottles equally with all the water from the container.
How much water was there in each bottle?



There were _____ litres of water in each bottle.

End of Paper
Please check your work. 😊

ANSWER KEY

YEAR : 2019
LEVEL : PRIMARY 2
SCHOOL : METHODIST GIRLS' SCHOOL
SUBJECT : MATHEMATICS
TERM : TOPICAL REVIEW 5

Q1 a)

2 parts out of the 6 equal parts are shaded.

$\frac{2}{6}$ of the figure is shaded.

$\frac{4}{6}$ of the figure is not shaded.


b)

5 parts out of the 8 equal parts are shaded.

$\frac{5}{8}$ of the figure is shaded.

$\frac{3}{8}$ of the figure is not shaded.

Q2)



Q3) $\frac{1}{7}, \frac{3}{7}, \frac{5}{7}, \frac{6}{7}$

smallest

Q4) a) $\frac{1}{7} + \frac{3}{7} = \frac{4}{7}$

b) $1 - \frac{2}{6} = \frac{6}{6} - \frac{2}{6} = \frac{4}{6}$

Q5 a)

$\frac{1}{3}$ is greater than $\frac{1}{7}$.

$\frac{1}{10}$ is smaller than $\frac{1}{7}$.

The greatest fraction is $\frac{1}{3}$.

The smallest fraction is $\frac{1}{10}$.


b)

$\frac{1}{3}, \frac{1}{7}, \frac{1}{10}$
greatest

THE END

ANSWER KEY

YEAR : 2019
LEVEL : PRIMARY 2
SCHOOL : METHODIST GIRLS' SCHOOL
SUBJECT : MATHEMATICS
TERM : REVISION PAPER



SECTION A

Q1	Q2	Q3	Q4	Q5	Q6	Q7	Q8	Q9	Q10
3	4	4	3	1	2	3	3	2	3

SECTION B

Q11) eight hundred and forty-four.

Q12) 4

Q13) 260

Q14) 533

Q15) 8

SECTION C

Q16) 756, 859

Q17) 35, 37, 39, 42

Q18) \$24

Q19) $\Delta = 4$, $\square = 0$

Q20) 89

Q21) 201

Q22) $\frac{1}{6}, \frac{1}{3}, \frac{1}{2}$

smallest

Q23) $\frac{2}{7}, \frac{4}{7}, \frac{1}{7}$

Q24) 1

Q25) $50\text{¢} + 20\text{¢} = 70\text{¢}$

$\$10 + \$1 + \$2 = \13

SECTION D

Q26) $907 - 251 = 656$

$656 - 372 = 284$

Q27) $66 + 66 = 132$

$185 - 132 = 53$

Q28) a) $27 \div 3 = 9$

b) $9 + 6 = 15$

Q29) a) $140 - 110 = 30$

b) $30 + 30 = 60$

$110 - 60 = 50$

Q30) $15 \div 5 = 3$

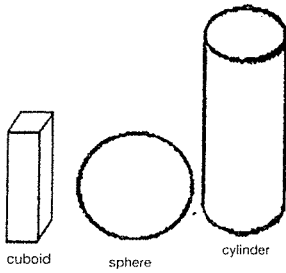
THE END

ANSWER KEY

YEAR : 2019
LEVEL : PRIMARY 2
SCHOOL : METHODIST GIRLS' SCHOOL
SUBJECT : MATHEMATICS
TERM : TOPICAL REVIEW 4

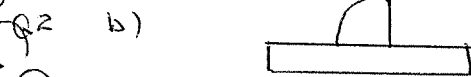
Q1 a)
 This is a quarter circle.
 It has 1 curve line and 2 straight lines.

b)
 This is a semicircle.
 It has 1 curve line and 1 straight line.



1c)

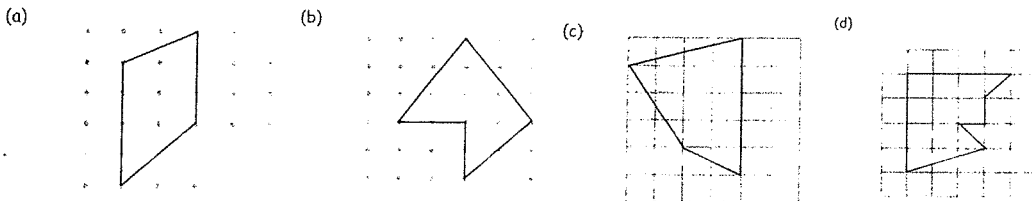
Q2 a) The figure is made of a triangle and a semicircle.



Q3 b)

Have flat faces	Do not have flat faces
Potato chips box cardboard box birthday card	Basketball

Q4



Q5a)



b)



THE END

