



**RAFFLES GIRLS' PRIMARY SCHOOL
SEMESTRAL ASSESSMENT 2
MATHEMATICS (PAPER 1)
PRIMARY 5**

Name: _____ ()

Form Class: P5 _____

Banded Math Class: P5 _____

Date: 23 October 2012

Duration: 50 min

Your Score (Out of 100 marks)			
Your Score (Out of 40 marks)			
		Banded Math Class	Level
PAPER 1 (40%)	Highest Score		
	Average Score		
TOTAL (100%)	Highest		
	Average Score		
Parent's Signature			

INSTRUCTIONS TO CANDIDATES

1. Do not turn over this page until you are told to do so.
2. Follow all instructions carefully.
3. Answer **ALL** questions and show all working clearly.
4. **NO** calculator is allowed for this paper.

... ..

... ..

... ..

... ..

... ..

... ..

... ..

... ..

SECTION A (20 marks)

Questions 1 to 10 carry 1 mark each. Question 11 to 15 carry 2 marks each. For each question, four options are given. One of them is the correct answer. Make your choice (1, 2, 3 or 4). Shade your answer (1, 2, 3 or 4) on the OAS provided. All diagrams are not drawn to scale.

1. Round off 7.645 to the nearest hundredths..

(1) 7.60

(2) 7.64

(3) 7.65

(4) 7.70

2. How many fifths are there in $2\frac{3}{5}$?

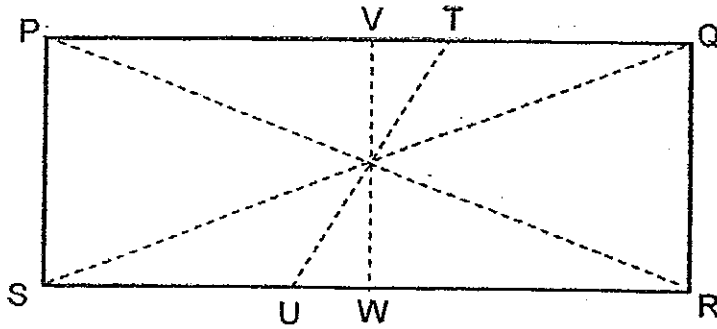
(1) 10

(2) 11

(3) 13

(4) 23

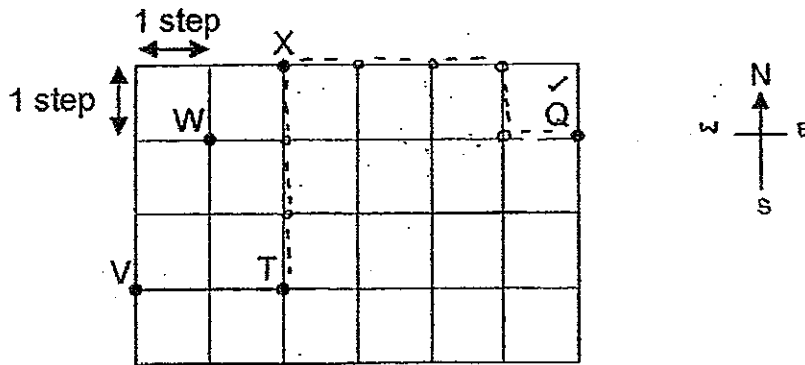
3. Figure PQRS is a rectangle where $PV = VQ$, $SW = WR$.



Which of the following line(s) is/are line(s) of symmetry?

- (1) UT
- (2) VW
- (3) PR and QS.
- (4) PQ, SR and VW

4. Study the diagram below.



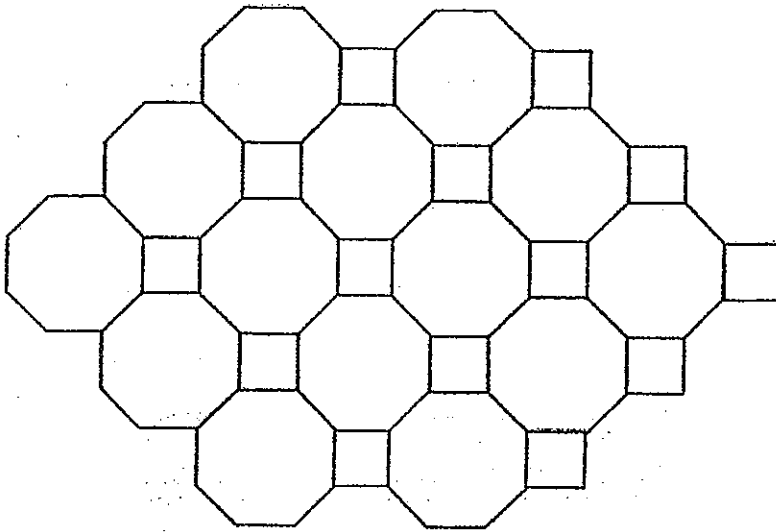
Danny started at a certain position.

He walked 3 steps north, 3 steps east, 1 step south and 1 step east again.

He ended at Q. What was his starting position?

- (1) V
- (2) W
- (3) X
- (4) T

5. The pattern below shows part of a tessellation.



Which one of the following shapes can be used to form the above tessellation?

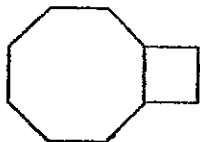
(1)



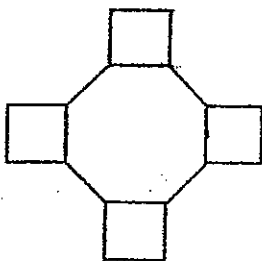
(2)



(3)



(4)



6. The population in a neighbourhood is 1 000 000 when rounded off to the nearest ten thousands.

Which of the following can be the actual population in the neighbourhood?

(1) 987 960

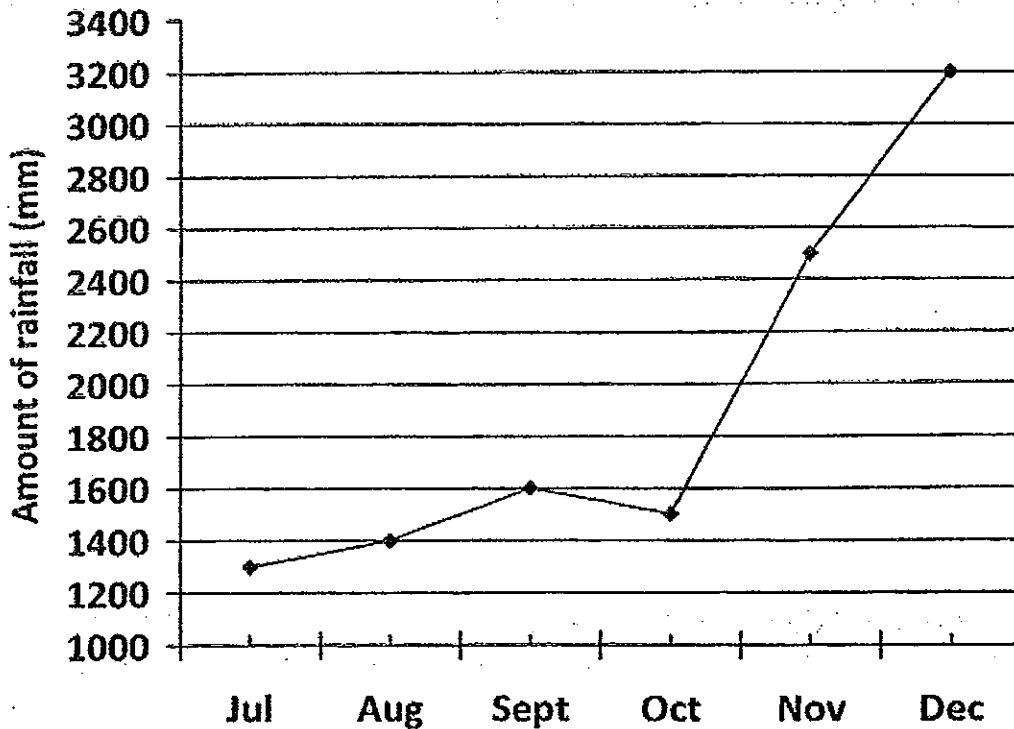
(2) 995 052

(3) 1 005 987

(4) 1 049 079

()

7. The graph below shows the amount of rainfall in each month from July to December.



Between which two consecutive months was the increase in the amount of rainfall the greatest?

(1) July and August

(2) August and September

(3) October and November

(4) November and December

(3)⁷

8. Express $\frac{11}{8}$ as a decimal correct to 2 decimal places.

(1) 0.38

(2) 0.73

(3) 1.37

(4) 1.38

9. The ratio of Mr Rahman's salary to Mr Tan's salary is 9 : 5.
What fraction of the total salary is Mr Tan's salary?

(1) $\frac{5}{9}$

(2) $\frac{5}{14}$

(3) $\frac{9}{14}$

(4) $\frac{14}{5}$

10. Miss Lim bought 3 durians.

One durian had a mass of 1.4 kg and the other two durians had an average mass of 1.7 kg.

Find the total mass of the three durians.

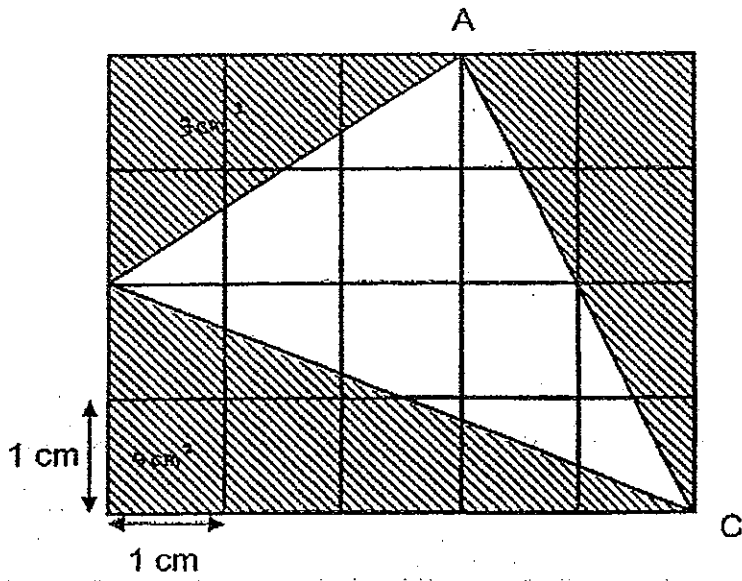
(1) 3.1 kg

(2) 3.4 kg

(3) 4.8 kg

(4) 9.3 kg

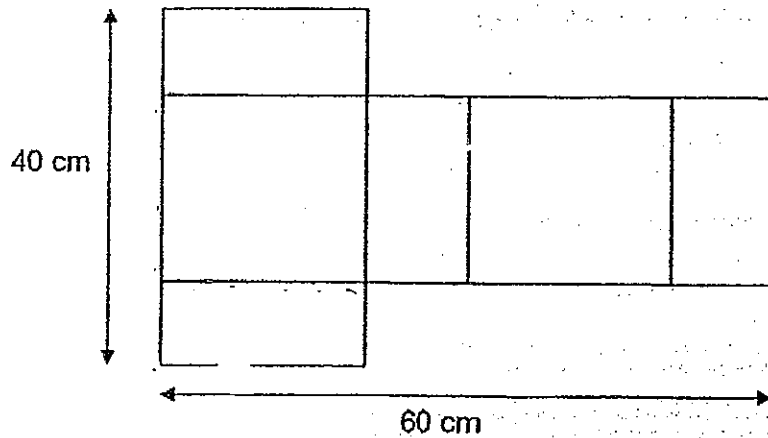
11. The area of the unshaded triangle ABC is _____.



- (1) 6 cm²
- (2) 8 cm²
- (3) 10 cm²
- (4) 12 cm²

()

12. The figure below is made up of 2 identical squares and 4 identical rectangles. Find the area of the figure.



- (1) 1200 cm^2
 (2) 1600 cm^2
 (3) 2400 cm^2
 (4) 2800 cm^2 ()

13. Mrs Tan bought 144 fruits.

$\frac{1}{3}$ of the fruits were apples, $\frac{1}{4}$ of the fruits were pears and the rest were oranges. How many oranges did Mrs Tan buy?

- (1) 24
 (2) 48
 (3) 60
 (4) 84 ()

14. Sam and Lynn shared a sum of money in the ratio 1 : 5 respectively.
When Lynn gave Sam \$210, the ratio of Sam's amount of money to Lynn's amount of money became 2 : 1.
How much was the sum of money?

(1) \$180

(2) \$210

(3) \$420

(4) \$630

()

15. The flight from Singapore to London takes 13 h-25 min.

A plane departed from Singapore at 0905. Given that Singapore's time is ahead of London by 7h, what time did the plane arrive in London?

(Assume there was no delay in the flight)

(1) 0730

(2) 1530

(3) 1630

(4) 2230

()

SECTION B (20 marks)

Questions 16 to 25 carry 1 mark each. Write your answers in the spaces provided. For questions which require units, give your answers in the units stated. All diagrams are not drawn to scale. Answers in fractions or ratio must be expressed in the simplest form.

16. Arrange the following in descending order.

7.35, 7.513, 7.53, 7.315

Ans: _____

17. Find the value of $29.16 \div 40$.

Ans: _____

18. A softball bat is $\frac{4}{5}$ m long. A floorball stick is $\frac{1}{2}$ m longer than the softball bat.

Find the length of the floorball stick.

Ans: _____ m

19. Sarah and her two brothers shared one pizza for lunch.

Sarah ate $\frac{1}{4}$ of the pizza and her two brothers shared the rest of the pizza equally.

What fraction of the pizza would each brother get?

Ans: _____

20. There were some pears in a box.

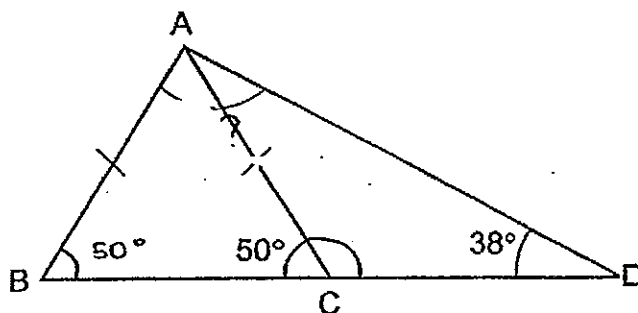
25% of the pears were spoilt and the remaining 33 pears were sold.

How many pears were there in the box at first?

Ans: _____

21. In the figure below, not drawn to scale, ABC is an isosceles triangle.

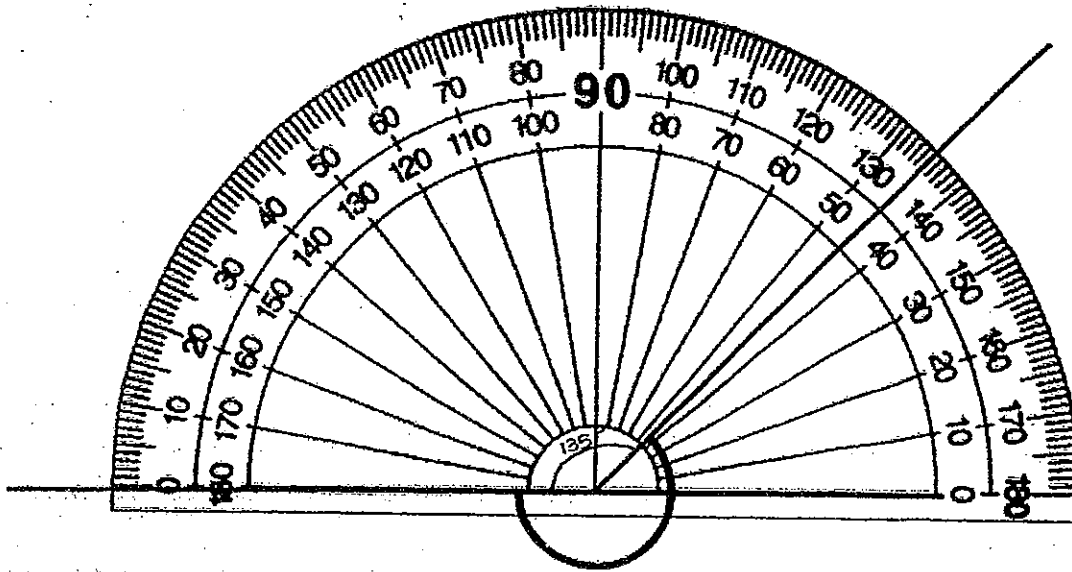
$\angle ACB$ is 50° . BCD is a straight line. Calculate $\angle BAD$.



Ans: _____^o

13

22. What is $\angle q$?

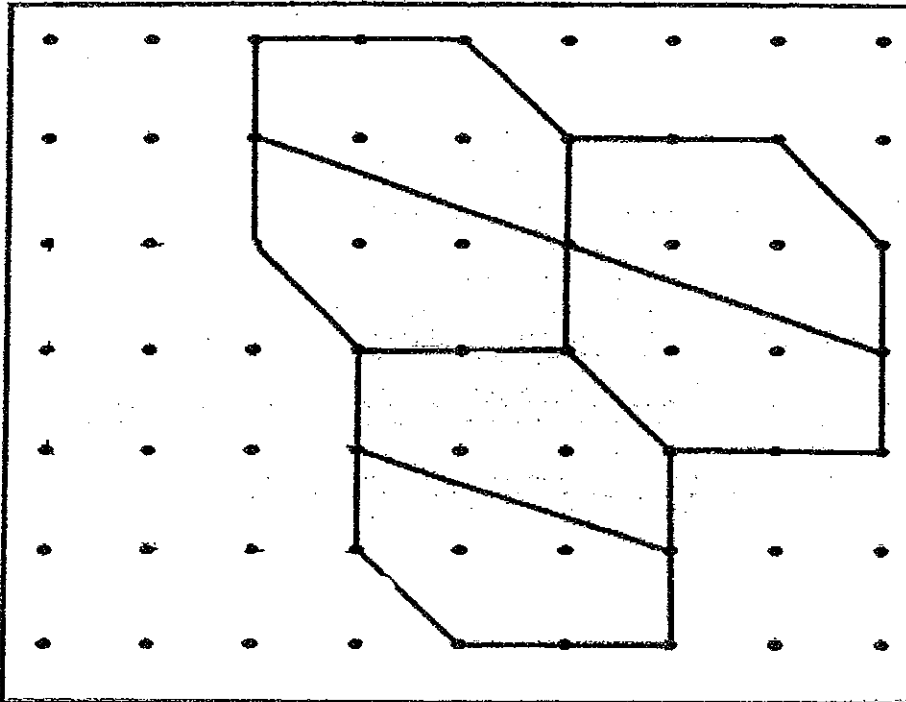


Ans: _____^o

23. There are three boxes: Box A, Box B and Box C.
The total mass of Box A and Box B is the same as the mass of Box C.
Box C has a mass of 12 kg.
What is the average mass of the three boxes?

Ans: _____ kg

24. Extend the tessellation by drawing 2 more unit shapes in the space provided within the box. (Note: use a ruler)



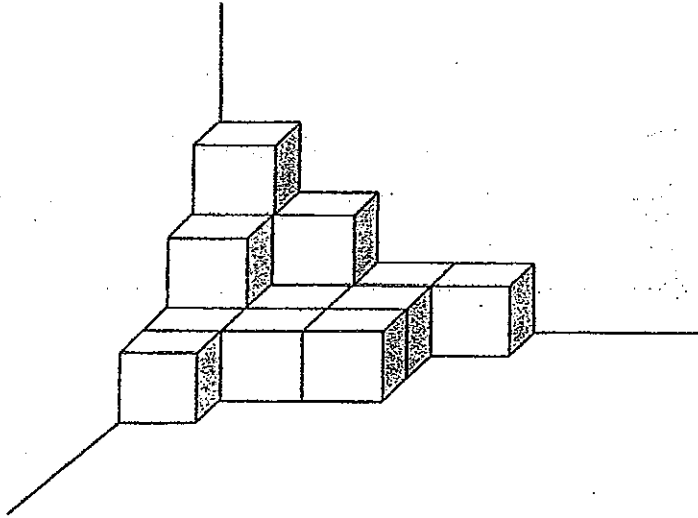
25. In a class, there are 40 students. 24 are boys.
What percentage of the class are girls?

Ans: _____ %

15

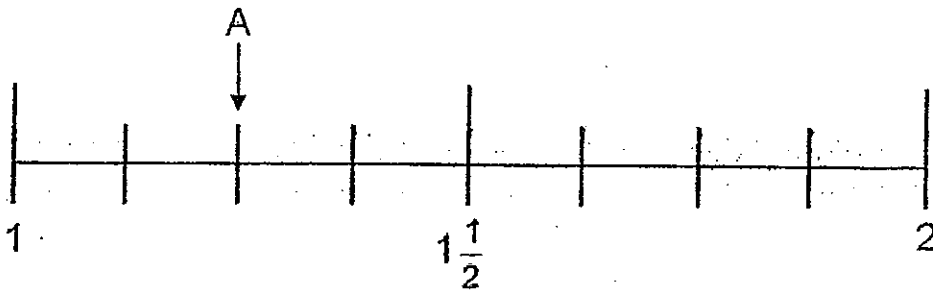
Questions 26 to 30 carry 2 marks each. Show your working clearly in the space provided for each question and write your answers in the space provided. For questions which require units, give your answers in the units stated. All diagrams are not drawn to scale. Answers in fractions or ratio must be expressed in the simplest form.

26. The figure below is made up of identical 1 cm-cubes. Find the volume of the figure.



Ans: _____ cm³

27. What is the value of A? Express your answer as a decimal.

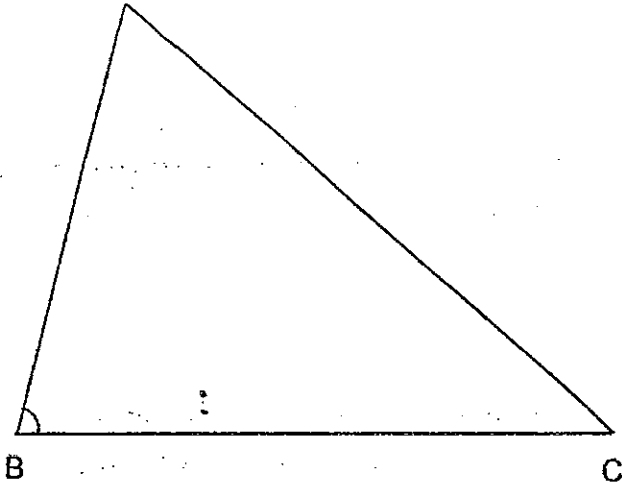


Ans: _____

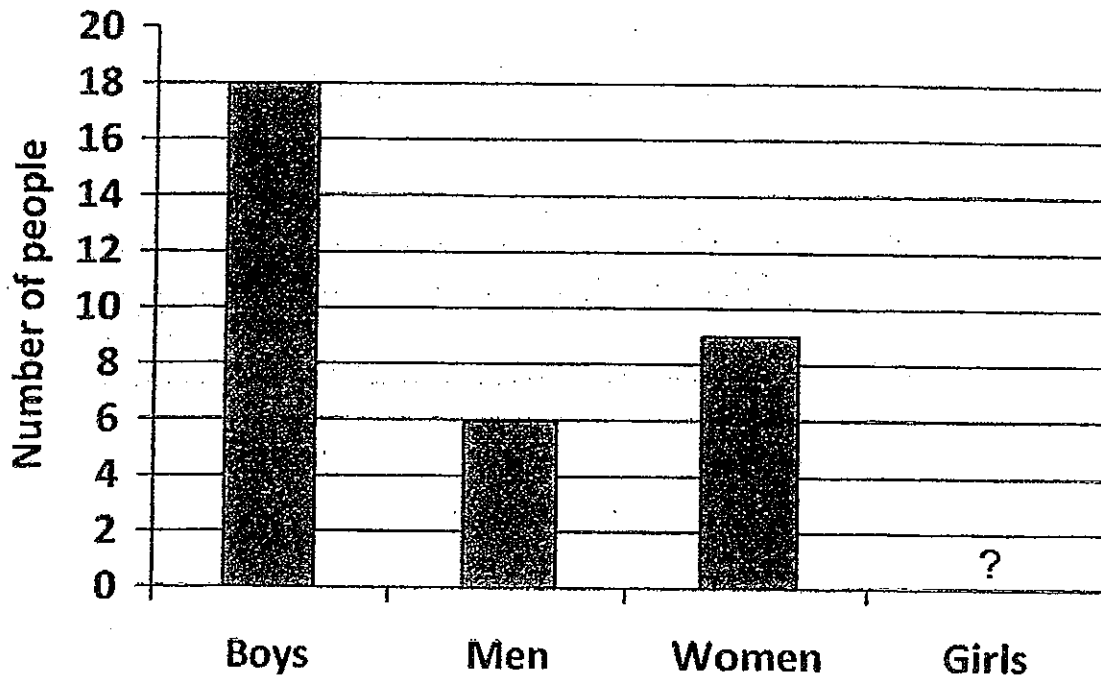
28. David had 1.2 litres of fruit juice.
After drinking 95 ml of it, he poured the remainder into 5 glasses.
Find the volume of fruit juice in each glass.

Ans: _____ ml

29. In the space below, draw a triangle ABC in which $AB = 6$ cm and $\angle ABC = 75^\circ$.
The line BC has been drawn for you.



30. The bar graph below shows the number of people at a park.
Half of the people in the park are male.
How many girls are there in the park?



Ans : _____

End of Paper-
☺ Please check your work carefully ☺

Setters: Mrs Jacqueline Seto
Mr. Ho Kai Huat
Mr. Ronald Lee



**RAFFLES GIRLS' PRIMARY SCHOOL
SEMESTRAL ASSESSMENT 2
MATHEMATICS (PAPER 2)
PRIMARY 5**

Name: _____ ()

Form class: P5 _____

Banded Math Class: P5 _____

Date: 23 October 2012

Duration: 1 h 40 min

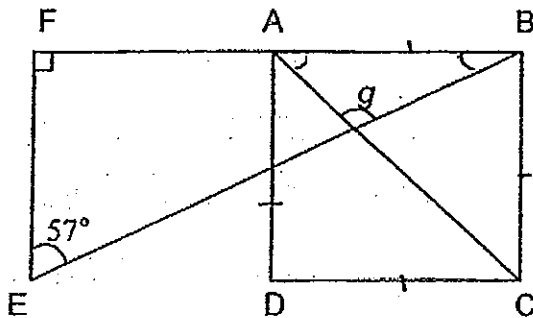
Your Score (Out of 60 marks)		
	Banded Math Class	Level
Highest Score		
Average Score		

INSTRUCTIONS TO CANDIDATES

1. Do not turn over this page until you are told to do so.
2. Follow all instructions carefully.
3. Answer **ALL** questions and show all working clearly.
4. The use of calculator is allowed for this paper.

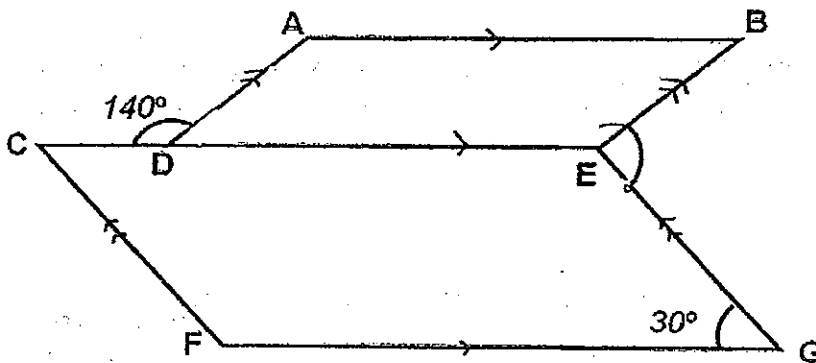
Questions 1 to 5 carry 2 marks each. Show your working clearly in the space provided for each question and write your answers in the spaces provided. Figures are not drawn to scale. For questions which require units, give your answers in the units stated. (10 marks)

1. In the figure, not drawn to scale, ABCD is a square. FAB is a straight line. Find $\angle g$.



Ans: _____ ° [2]

2. The figure, not drawn to scale, is made up of 2 parallelograms. Find $\angle r$.



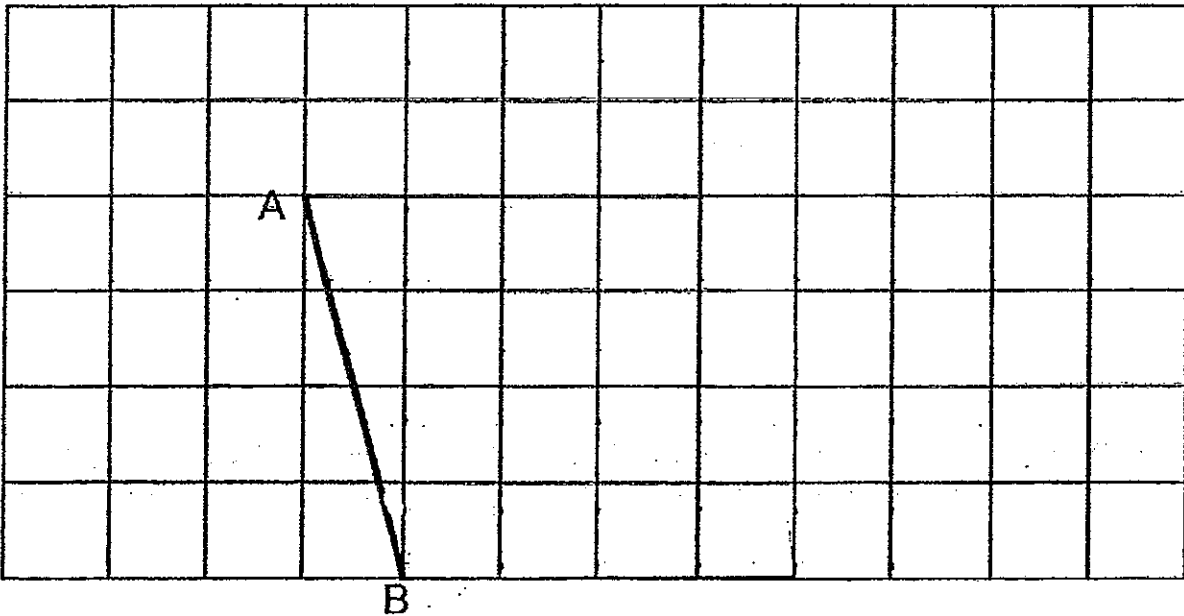
Ans: _____ ° [2]



3. There were 87 more boys than girls at a leadership camp.
 After half of the boys left, there were 36 more girls than boys remaining.
 What was the total number of children at the camp at first?

Ans: _____ [2]

4. Draw a square ABCD within the grid provided. Side AB has been drawn for you.

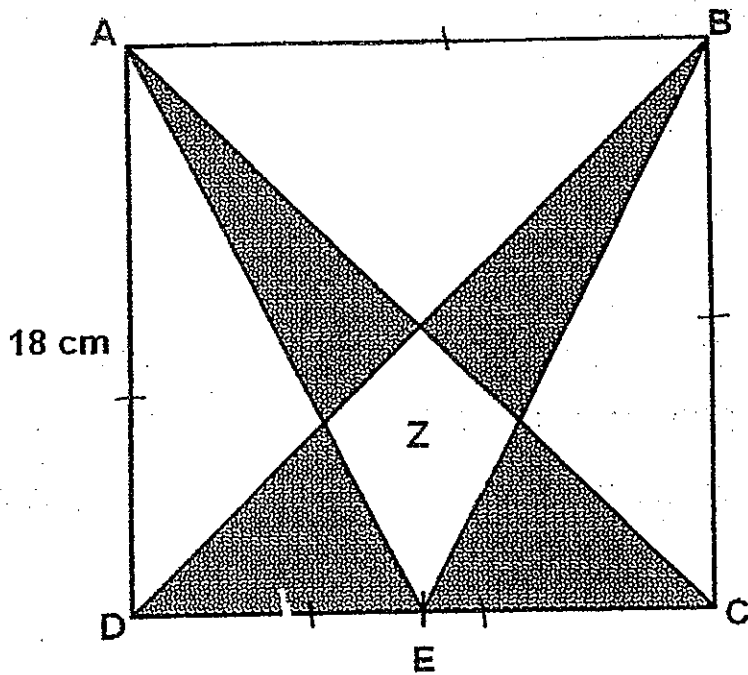


[2]



21

5. ABCD is a square of side 18 cm. $DE = EC$. The area of Z is 27 cm^2 . Find the total area of the shaded part.



Ans: _____ cm^2 [2]



For questions 6 to 18, show your working clearly in the space provided for each question and write your answers in the spaces provided. Figures are not drawn to scale. The number of marks available is shown in the brackets [] at the end of each question or part-question. (50 marks)

- * 6. The table below shows the parking rate at a shopping mall in Orchard Road.

For the first hour	\$2.50
For subsequent $\frac{1}{2}$ hour or part thereof	\$1.60

Mr Lim paid \$10.50 for parking at the shopping mall when he exited from the car park at 2.15 p.m..

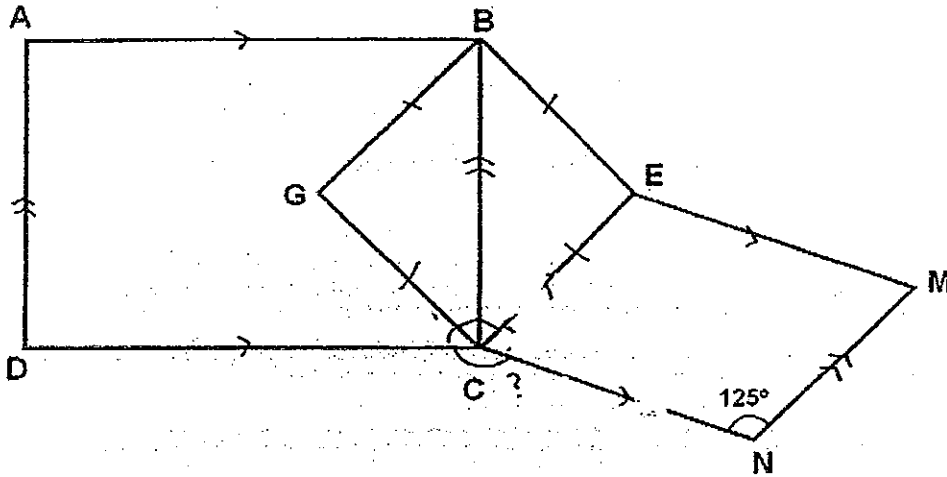
What was the earliest possible time he entered the car park at the shopping mall? Give your answer in 12-hour clock.

Ans: _____ [3]

23



7. The figure below is not drawn to scale.
 ABCD is a rectangle, BECG is a square and EMNC is a parallelogram.
 Find $\angle DCN$.



Ans: _____ [3]

8. The average height of Jane, Lily and Mary is 158 cm.
 Jane is 7 cm taller than Lily. Jane is also 5 cm taller than Mary.
 What is Mary's height?

Ans: _____ [3]



9. Darrel and Jim sold a total 210 carnival tickets.
Patrick and Jim sold a total 285 carnival tickets.
Jim sold 5 times as many carnival tickets as Darrel.

- (a) How many tickets did Patrick sell?
- (b) If each carnival ticket is sold for \$15, how much did the 3 boys collect altogether?

Ans: (a) _____ [2]

(b) _____ [2]

25



10. Kenny had some boxes of brownies for sale.

The price of each box of brownies was \$28.

He sold 80% of his brownies at full price and the rest at a discount of 25%.

He collected \$3192 from the sale of all the brownies.

How many boxes of brownies did he sell altogether?

Ans: _____ [4]



11. The ratio of the number of swimmers to the number of non-swimmers is 6 : 25.

The ratio of the number of male swimmers to the number of female swimmers is 2 : 1.

Given that $\frac{3}{5}$ of the non-swimmers are females and there are 320 male swimmers, how many female non-swimmers are there altogether?


Ans: _____ [3]

27

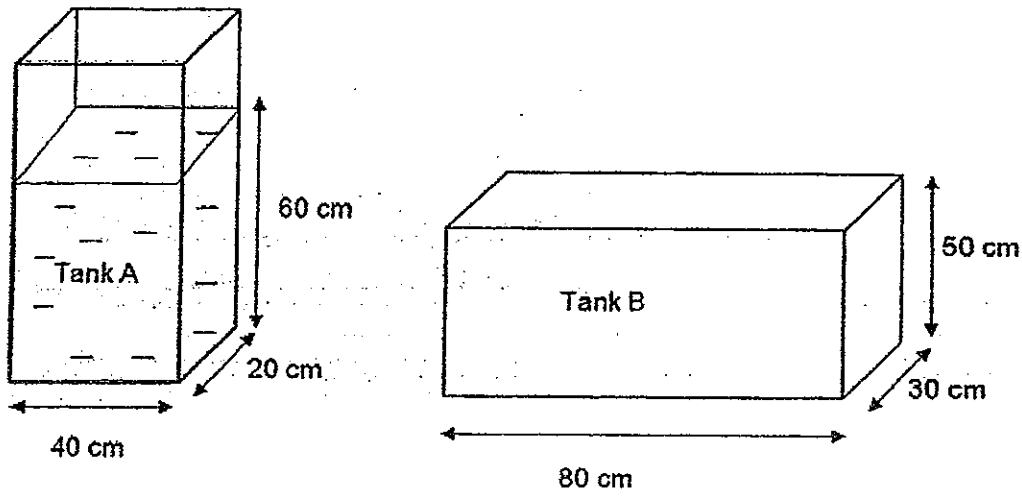


12. Kenneth planned to go the Universal Studio with his friends and decided to start saving for the ticket which cost \$54.
In the first week, he saved \$15. In the second week, he saved \$13.20. Every week, he saved \$1.80 less than the previous week.
How many weeks did it take Kenneth to save \$54?

Ans: _____ [3]



13. Tank A was partially filled with water as shown in the diagram below.
All the water in Tank A was then poured into Tank B which was empty.
- (a) Find the height of the water level in Tank B.
 - (b) How much more water was needed to fill Tank B completely?



Ans: (a) _____ [3]

(b) _____ [1]

29




14. Sarah is planning for a tea party.

If she buys 5 pies and 12 cupcakes, she will have \$1 left.

If she buys 9 pies and 8 cupcakes, she will need another \$1.80.

Given that a cupcake costs \$3.50, how much money does Sarah have?

Ans: _____ [4]



15. There were 146 pupils who participated in a Math Trial Challenge.

In the end, $\frac{2}{3}$ of the boys and $\frac{3}{4}$ of the girls managed to complete all the stations. 40 pupils could not complete all the stations.

How many boys participated in the Math Trial Challenge?

Ans: _____ [4] 31

16. A snail is climbing up a tree trunk.
For every 5 cm that it climbs, it slips down 1.5 cm.
It takes 3 seconds to climb 1 cm and 2 seconds to slip 1 cm.
What is the distance it can climb in 6 minutes?

Ans: _____ [5]



17. Alice and Belle did not have any stickers at first.
After Calvin gave 80% of his stickers to the two girls, he had 38 more stickers than Alice while Belle had 184 more stickers than him.

- (a) How many stickers did Calvin have at first?
(b) Express Belle's stickers as a percentage of the total number of stickers.
Round off your answer to the nearest whole number.

Ans: (a) _____ [3]

(b) _____ [2]

33




18. Mr Young paid a total of \$2219 for a shipment of T-shirts and caps.
The ratio of the number of caps to the number of T-shirt is 3 : 2.
A T-shirt cost \$5.50 more than a cap.
Given that he spent \$259 more on the caps than the T-shirts, find the cost of one cap.

Ans: _____ [5]

-End of Paper-
Please check your work carefully ©

Setters: Mrs Jacqueline Seto
Mr. Ho Kai Huat
Mr. Ronald Lee





ExamSutra 考试圣经

Answer Sheets

EXAM PAPER 2012

SCHOOL : REFFLES GIRLS

SUBJECT : PRIMARY 5 MATHEMATICS

TERM : SA2

Q1	Q2	Q3	Q4	Q5	Q6	Q7	Q8	Q9	Q10	Q11	Q12	Q13	Q14	Q15
1	1	2	4	3	2	3	4	2	3	3	2	3	3	2

16) 7.53, 7.513, 7.35, 7.315

17) 0.729

18) 13/10cm

19) 3/8

20) 44 pears

21) 92%

22) 225%

23) 8kg

24)

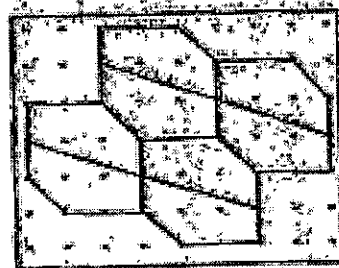
25) $40 - 24 = 16$

$16/40 \div 4 = 4/10 \times 10 = 40/100$

Ans: 40%

26) 1 cube $\rightarrow 1 \times 1 = 1$

$15 \times 1 = 15\text{cm}^3$



27) 1.250

30) $18 \div 6 = 24$

$24 \times 2 = 48$

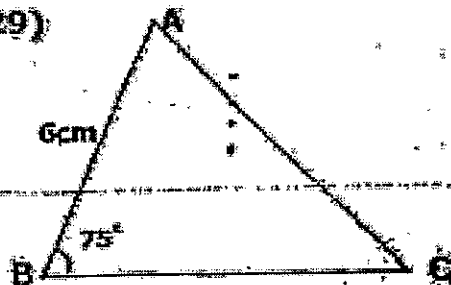
$48 - 24 - 9 = 24 - 9 = 15$

28) $1200 - 95/5$

$= 1105/5$

$= 221\text{ml}$

29)



Paper 2

1) $90^\circ \div 2 = 45^\circ$

$180^\circ - 45^\circ - 90^\circ = 45^\circ$

$180^\circ - 45^\circ - 57^\circ = 78^\circ$

$180^\circ - 78^\circ = 102^\circ$

2) $180^\circ - 140^\circ = 40^\circ$

$180^\circ - 30^\circ = 150^\circ$

$360^\circ - 140^\circ - 150^\circ = 70^\circ$

half left



$11 \rightarrow 87 + 36 = 123$

Boys $\rightarrow 123 \times 2 = 246$

Girls $\rightarrow 123 + 36 = 159$

T $\rightarrow 159 + 246 = 405$ children

4)



5) $\frac{1}{2} \times 18 \times 18 = 162$

$162 - 27 - 27 = 108 \text{ cm}^2$

6) 10.45 a.m.

$$\begin{aligned}
 7) 180^\circ - 125^\circ &= 55^\circ \\
 90^\circ - 45^\circ &= 45^\circ \\
 360^\circ - 90^\circ - 45^\circ - 55^\circ &= 170^\circ
 \end{aligned}$$

$$8) \frac{474 - 2 - 7}{3}$$

$$= \frac{465}{3}$$

$$= 155$$

$$155 \times 2 = 310 \text{ cm}$$

$$\begin{aligned}
 9) D + J &= 210 \\
 P + J &= 285
 \end{aligned}$$

$$D + P \rightarrow 285 - 210 = 75$$

$$210 \div 6 = 35$$

$$\left. \begin{array}{l}
 D \rightarrow 35 \\
 J \rightarrow 175 \\
 P \rightarrow 110
 \end{array} \right\} 320$$

$$320 \times 15 = 4800$$

a) 110 tickets

b) \$4800

$$\begin{array}{ccc}
 10) & 80\% & 20\% \\
 & \$28 & \$21 \\
 & \downarrow & \downarrow \\
 8u \times \$28 = 224 & & 2u \times \$21 = 42 \\
 & \underbrace{\hspace{10em}} & \\
 & \$3192 &
 \end{array}$$

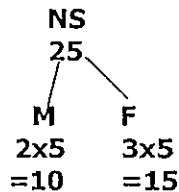
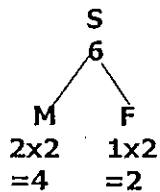
$$\frac{3192}{224+42}$$

$$= 12$$

$$= 12$$

$$12 \times 10 = 120 \text{ boxes}$$

11)



$$\begin{aligned} 320/4 \times 15 \\ = 80 \times 15 \\ = 1200 \end{aligned}$$

12) 1st 2nd 3rd 4th 5th
\$15 13.20 11.40 9.60 7.80

Total = \$57
Ans: 5 weeks

13)a) $48000 \div 80 \div 30 = 20\text{cm}$
b) $120000 - 48000 = 72000\text{ ml}$

14) 1 cupcake \rightarrow \$3.50
 $5P + (12 \times 3.50) + 1 = 5P + \43
 $9P + (8 \times 3.50) - 1.80 = 9P + \26.20
4 pies \rightarrow $\$43 - \$26.20 = \$16.80$
1P \rightarrow $\$16.80 \div 4 = \4.20
Money \rightarrow $(5 \times 4.20) + (12 \times 3.50) + \$1 = \$64$

15) G \rightarrow $26 \times 4 = 104$
B \rightarrow $146 - 104 = 42\text{ boys}$

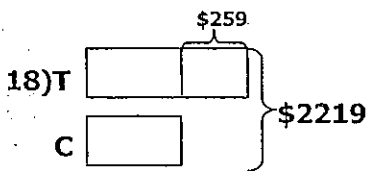
16) Distance covered per cycle \rightarrow $5\text{cm} - 1.5\text{cm} = 3.5\text{cm}$
Time taken for cycle \rightarrow $(5 \times 3\text{s}) + (1.5 \times 2\text{s}) = 18\text{s}$
6 mins \rightarrow 360s
18s \rightarrow 3.5cm
360 secs \rightarrow $360/18 \times 3.5 = 70\text{cm}$

17) $100\% - 80\% = 20\%$

$C \rightarrow 20\%$
 $A \rightarrow 20\% - 38$
 $B \rightarrow 20\% + 184$ } 80%
 $= 73 = 184 = 257$

$80\% - 40\% = 40\%$
 $184 - 38 = 146$
 $40\% \rightarrow 146$
 $10\% \rightarrow 36.5$
 $100\% \rightarrow 365$

b) Belle $\rightarrow 257/365$
 $= 70/100$
 $= 70\%$



$\$2219 - \$259 = \$1960$
 $\$1960 \div 2 = \980

$C : T$
 $3 : 2$
 $(\$1239) : (\$980)$

1 unit of caps $\rightarrow \$1239 \div 3 = \413
 1 unit of T-shirts $\rightarrow \$980 \div 2 = \490
 Difference of item in 1 unit $= 77 \div 5.50 = 14$
 $\$413 \div 14 = \29.50

1. Introduction
2. Background
3. Methodology
4. Results
5. Discussion
6. Conclusion

The first part of the document discusses the importance of understanding the underlying mechanisms of the system. This involves a detailed analysis of the data and the theoretical framework. The second part focuses on the experimental design and the implementation of the proposed method. The results are presented in the third part, showing the effectiveness of the approach. The discussion in the fourth part highlights the strengths and limitations of the method. Finally, the conclusion summarizes the findings and suggests directions for future research.

The methodology section describes the steps taken to collect and analyze the data. It includes a description of the experimental setup and the parameters used. The results section provides a quantitative comparison of the proposed method with existing approaches. The discussion section explores the implications of the findings and the potential applications of the method. The conclusion section reiterates the main points and provides a final summary of the work.

The document concludes with a list of references and a list of figures. The references cite the works of other researchers in the field. The figures provide a visual representation of the data and the results. The overall structure of the document is clear and well-organized, making it easy to follow the progression of the research.

The authors would like to thank the funding agencies for their support. The authors also acknowledge the contributions of the reviewers and the participants in the study. The authors declare that they have no conflicts of interest.