

Class Test 2

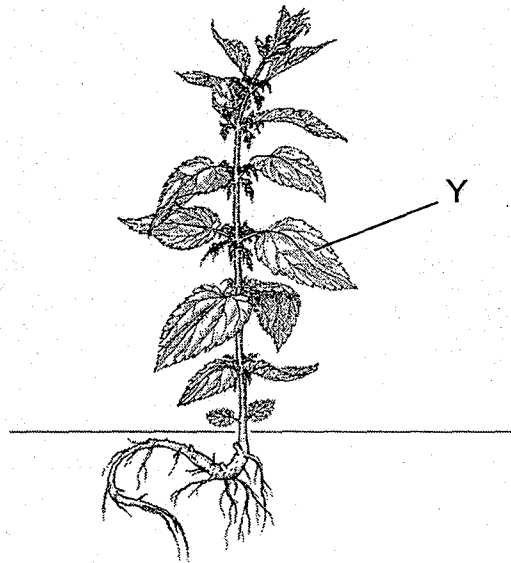
Name: _____ () Parent's Signature: _____

Class: Pr. 4 _____ Date: _____

Section A: Multiple-Choice Questions (9 x 2 = 18 marks)

Choose the most suitable answer and write its number in the brackets provided.


1. Study the diagram of the plant.



The function of part Y is to _____.

- (1) store food for the plant
- (2) make food for the plant
- (3) support the plant in an upright position
- (4) absorb water and nutrients for the plant to grow well

()



2. Study the table below.

	Parts of the digestive system			
	A	B	C	D
Water is removed from undigested food.		✓		
Digestive juices are added.	✓		✓	✓
Digestion of food is completed.			✓	

Key
✓ : present

Which of the following correctly shows the parts labelled A, B, C and D?


(1)

(2)


(3)

(4)

()




3. The diagrams below show three organisms.



mushroom



squirrel



bird

Which of the following is/are true about all the organisms shown above?

- A: They are able to reproduce.
- B: They do not make their own food.
- C: They respond to changes around them.

- (1) B only
- (2) A and C only
- (3) B and C only
- (4) A, B and C

()

4. The following pictures show the different stages of growth of a green bean plant.



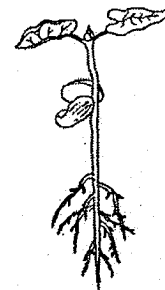
A



B



C




D

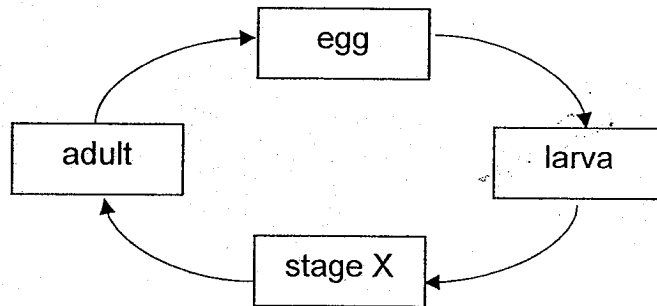
Which is the correct order of the life cycle of the plant?

- (1) A → C → B → D
- (2) B → C → A → D
- (3) C → A → B → D
- (4) C → B → A → D

()



5. The diagram shows the stages in the life cycle of a beetle.



Which one of the following observations correctly describes the beetle at stage X?

- (1) It starts to lay eggs.
- (2) It looks like the adult.
- (3) It does not need to eat.
- (4) It moults several times and grows in size.

()

6. Mrs Wong poured hot coffee into a cup as shown below.




After a while, the cup became hot as well. Which of the following statements explains this?

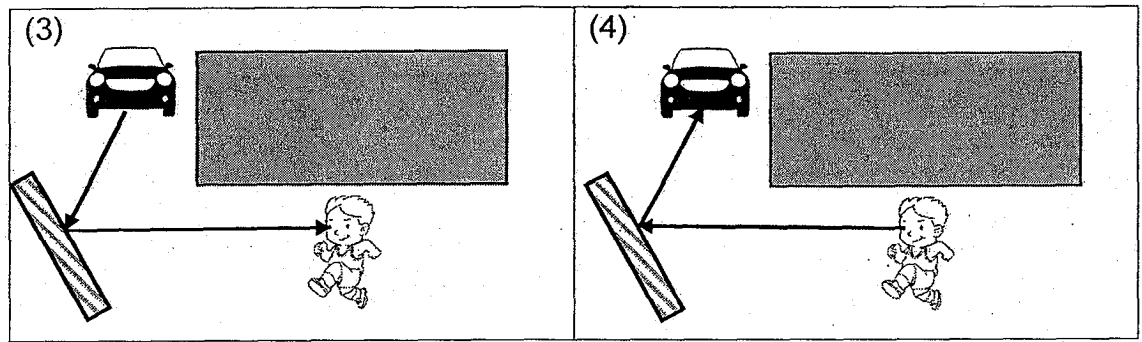
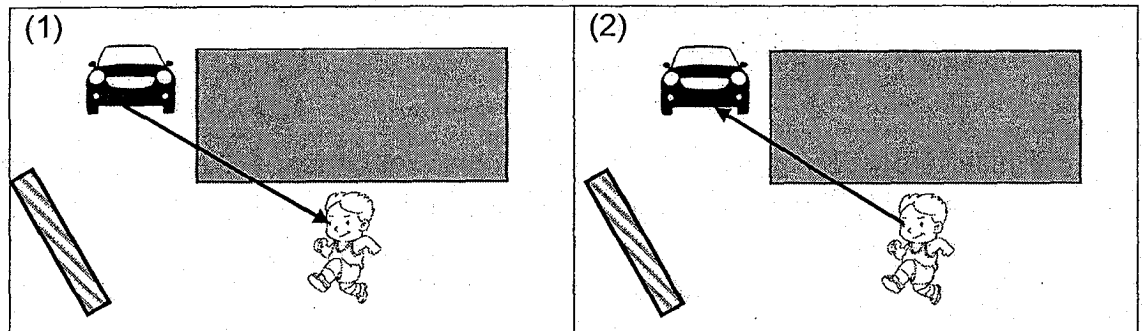
- (1) The cup loses heat to the coffee.
- (2) The cup gains heat from the coffee.
- (3) The coffee gains heat from the cup.
- (4) The cup gains heat from the surroundings.

()

7. A driver and a boy cannot see each other as they are blocked by the wall. A mirror is installed to help the driver and the boy to see each other.

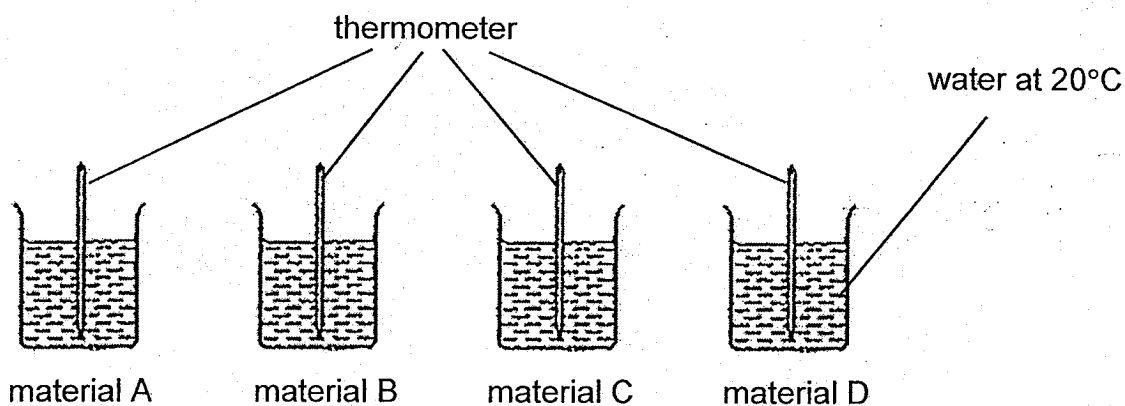


Which of the following best shows the path of light which enables the boy to see the car coming from behind the wall?



()

8. Four beakers of different materials, A, B, C and D, were filled with equal amounts of water at 20°C.



Jun Wei heated all four beakers of water at the same time. He then recorded the time taken for the temperature of the water in each beaker to reach 40°C.




Beaker made from material	A	B	C	D
Time taken for temperature of water to reach 40°C (mins)	20	15	8	12

Which material, A, B, C or D, should Jun Wei choose if he wants to keep ice water cold for the longest period of time?

- (1) A
- (2) B
- (3) C
- (4) D

()

9. Ahmad had three rods of different materials, X, Y and Z. He placed an equal amount of wax on one end of each rod and heated the other end as shown below.



Arrange the materials X, Y and Z in order, from the poorest conductor of heat to the best conductor of heat.

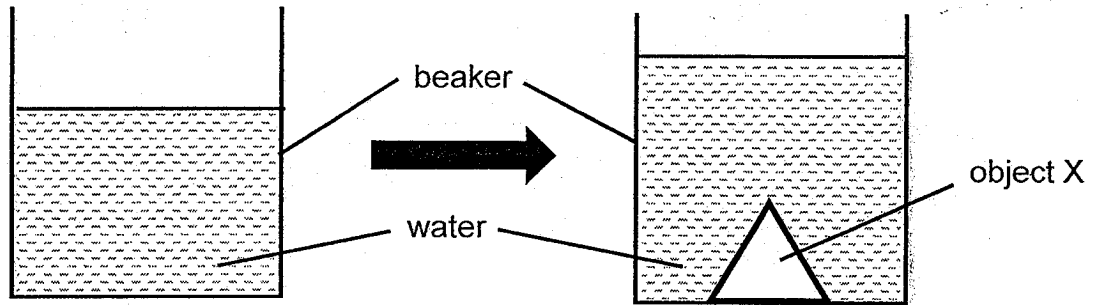
- (1) X, Z, Y
- (2) Y, X, Z
- (3) Y, Z, X
- (4) Z, X, Y

()

Section B: Open-ended Questions (4 Questions – 12 marks)

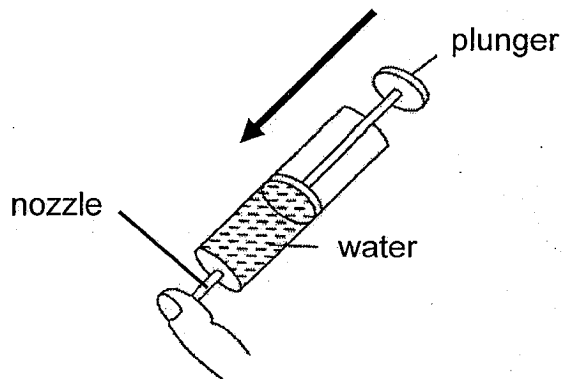
Read the questions carefully and write your answer in the spaces provided.

10. Valerie filled a beaker with some water. She then lowered object X into the beaker of water and noticed that the water level rose.



- a) State the property of object X that was shown from this experiment. (1m)

Valerie then filled a syringe with water as shown below. She placed her finger at the nozzle and tried to push the plunger in.

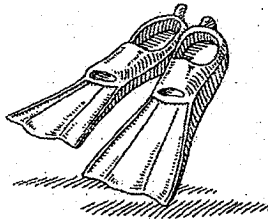


- b) Valerie realised that she could not push the plunger in further. Explain why. (2m)

11. The table below shows the properties of three materials, A, B and C.

Property of material	Material A	Material B	Material C
Does it tear easily when pulled?	No	No	Yes
Does it absorb water?	No	Yes	No
Does it allow light to pass through?	No	No	No

Dan wanted to use one of the materials, A, B or C, to make a pair of flippers to help him swim faster.

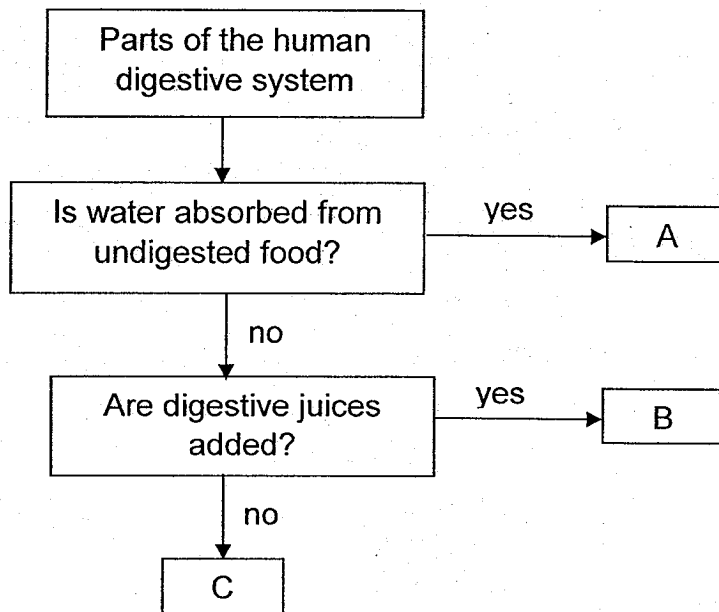


a) Based on the properties of the materials in the table above, which material, A, B or C, is most suitable for making a pair of flippers? Give a reason for your answer. (1m)

aii) Choose a suitable material, A, B or C, for the objects listed in the table below. Complete the table by writing the correct letter in the space provided. (1m)

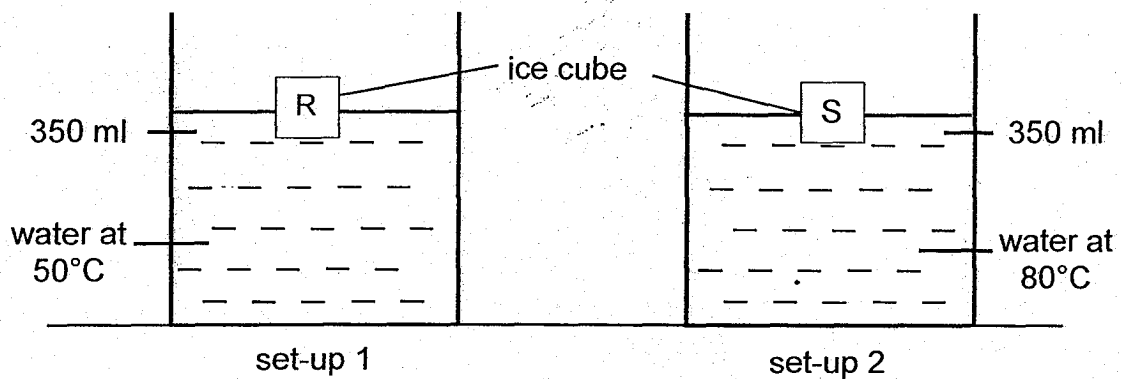
Object	Material
Aluminium foil	
Rubber mat	

11. Study the flow chart shown.



b) Can part B be the gullet? Give a reason for your answer. (1m)

12. Dominic conducted an experiment to investigate if the temperature of water will affect the time taken for the ice to melt completely. Study the set-ups shown below.

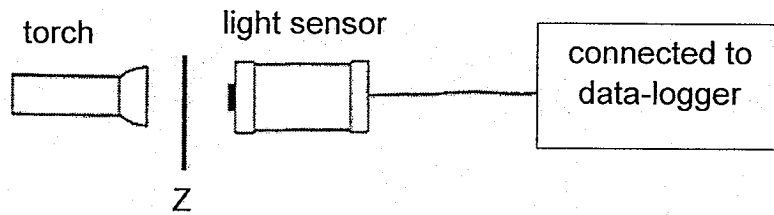


- a) Tick (✓) the variable(s) that he should keep the same to ensure the experiment is fair. (1m)

Variables	Keep the same (✓)
Amount of water in container	
Temperature of water in container	
Number of ice cubes used in each container	

- b) Which ice cube, R or S, would melt completely first? Explain your answer. (2m)

13. Jessica designed the set-up below to count some pieces of paper. The experiment was conducted in a dark room.



When no paper was placed between the torch and the light sensor, the data-logger showed a reading of 100 units.

Jessica repeated the experiment by increasing the number of sheets of the same type of paper. The table below showed her results.

Number of sheets of paper at location Z	Amount of light measured by the data-logger (units)
0	100
1	80
2	55
3	30
4	5
5	0
6	X

- a) Based on the table, suggest the value of X. (1m)

X is _____ unit(s).

- b) From the table, what was the relationship between the number of sheets of paper and the amount of light measured by the data-logger? (1m)

- 13 c) Jessica did another experiment by placing object P at location Z. She observed that the amount of light measured was 0 units. What could she conclude about object P? (1m)

END OF PAPER

☺☺☺ PLEASE CHECK YOUR WORK ☺☺☺



SCHOOL : RED SWASTIKA PRIMARY SCHOOL
LEVEL : PRIMARY 4
SUBJECT : SCIENCE
TERM : 2018 CA2

SECTION A

Q1	Q2	Q3	Q4	Q5	Q6	Q7	Q8	Q9	
2	2	4	1	3	2	3	1	2	

SECTION B

Q10)	a) Object X occupies space. b) Water is a matter and it occupies space.
Q11)	a) i. Material A. as it does not tear easily when pulled and it does not absorb water. ii. C, A b) No. No digestive juices are added in the gullet as it is only a passageway for food to be transported to the stomach.
Q12)	a) Amount of water in container, Number of ice cubes used in each container b) S as the water in set-up is hotter than that in set-up 1 and thus ice cub gains more heat from the water and melt completely first.
Q13)	a) 0 b) The fewer the number of sheets of paper at location Z, the greater the amount of light passes through and measured by the data logger. c) Object P is opaque.

