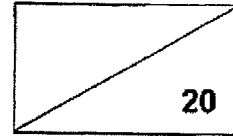


NANYANG PRIMARY SCHOOL
 Term 2 Weighted Assessment
 Science
 Primary 5



Name: _____ () Date: _____

Class: 5 _____ Parent's signature: _____

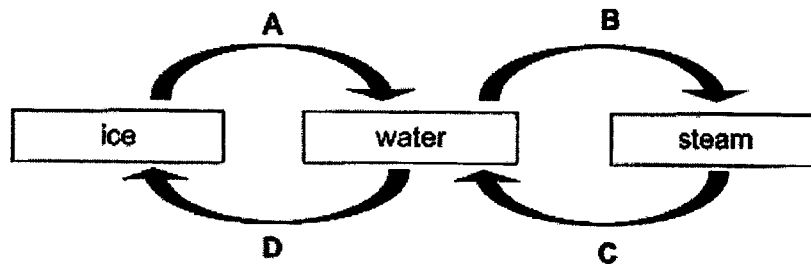
Dear Parent/Guardian,

Please sign the Weighted Assessment paper and have your child/ward return it the next day. Any query should be raised at the same time when returning the paper.

Section A: Multiple Choice Questions (12 marks)

For each question from 1 to 6, four options (1, 2, 3 and 4) are given. One of them is the correct answer. Indicate your choice in the brackets provided.

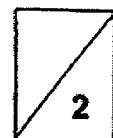
1. Study the diagram below. A, B, C and D represent processes that result in changes in the state of water.



What processes do C and D represent?

	C	D
(1)	melting	condensation
(2)	evaporation	freezing
(3)	condensation	melting
(4)	condensation	freezing

()



2. Which one of the following statements is true?

- (1) Boiling occurs at any temperature.
- (2) Water loses heat when boiling occurs.
- (3) The temperature of water decreases when it is heated.
- (4) Pure water changes into steam when it reaches 100°C.

()

3. Three children made the following statements about the importance of water to living things.

Bill : Water is needed for plants to make food.

Chloe : Water is not needed for seeds to germinate.

Gerald : Water is not needed for organ systems to work properly.

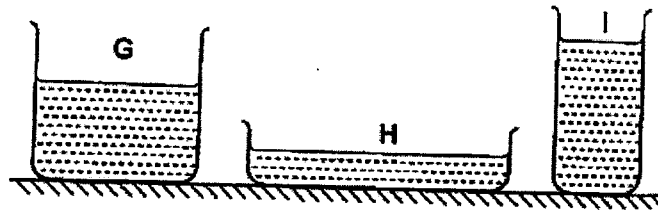
Who has made the incorrect statement(s)?

- (1) Bill
- (2) Gerald
- (3) Bill and Chloe
- (4) Chloe and Gerald

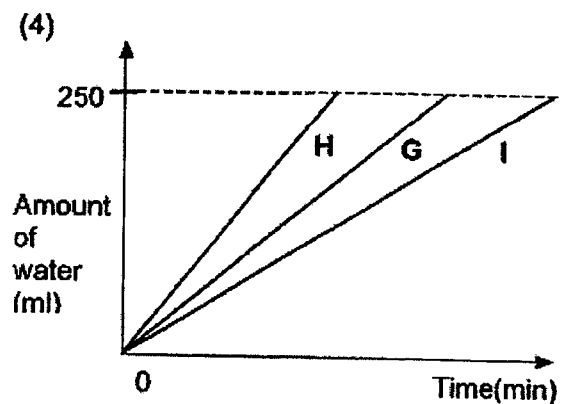
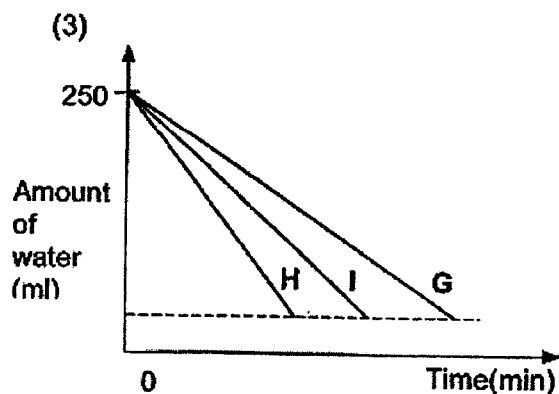
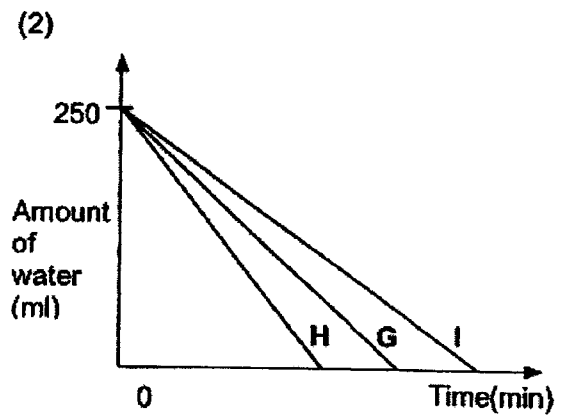
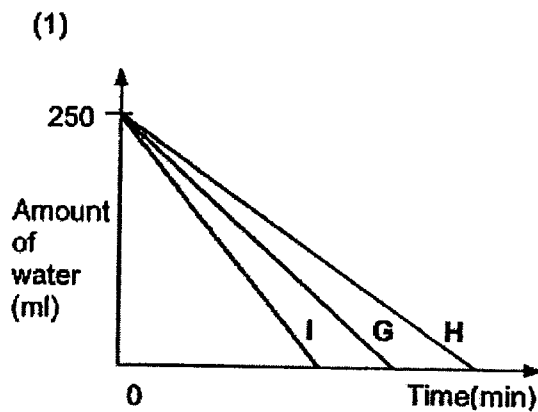
()



4. Jolin conducted an experiment to find out which container allows water to evaporate faster. She poured 250ml of water each into containers G, H and I as shown in the diagram below. The containers were placed next to a window and she measured the amount of water left every minute until all the water had evaporated completely.



Which one of the following graphs shows the most likely results in containers G, H and I?



5. Which of the following activities **do/does not help** to conserve water?

- A Fixing a leaky water pipe.
- B Collecting rainwater to water the plants.
- C Washing a car with a water hose instead of a pail.
- D Using a mug of water to rinse after brushing teeth instead of a running tap.

- (1) C only
- (2) D only
- (3) A and B only
- (4) C and D only

()

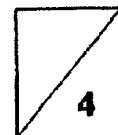
6. Water is a valuable and important resource to living things. However, some of man's activities can release harmful substances into the water to cause water pollution.

Which of the following activities could cause water pollution?

- A Oil spills from ships
- B Treatment of waste water
- C Throwing rubbish into drains
- D Factories releasing waste into lakes

- (1) A, B and C only
- (2) A, C and D only
- (3) B, C and D only
- (4) A, B, C and D

()

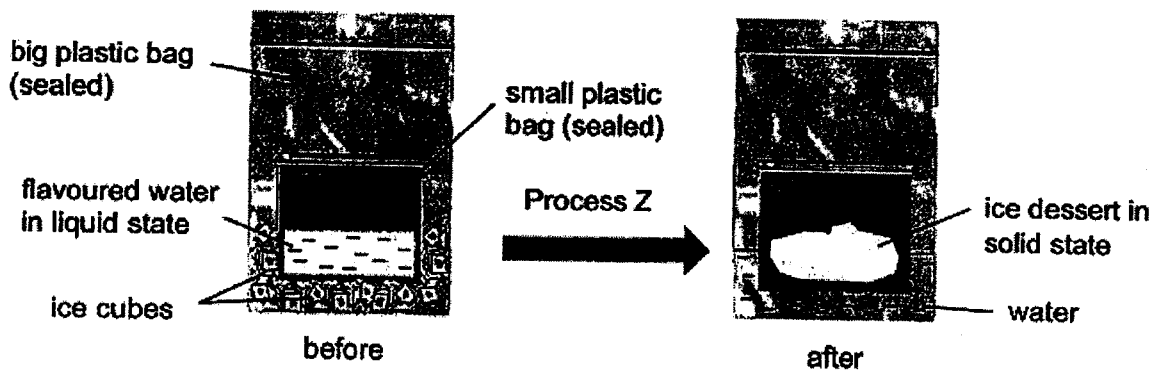


Section B: Open-Ended Questions (8 marks)

For questions 7 and 8, fill in your answers in the spaces provided.

7. Oliver wanted to make ice dessert at home. He prepared some flavoured water and poured them into a small plastic bag. The small plastic bag was then placed into a big plastic bag containing ice cubes. Both plastic bags were sealed.

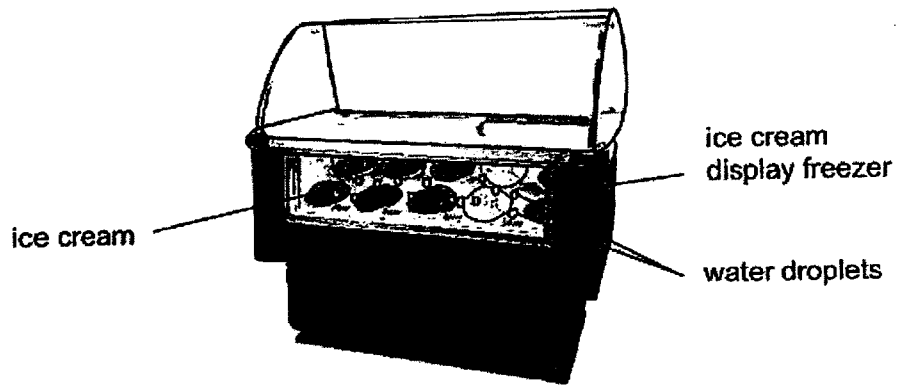
The diagram below shows the observations of the set-up before and after process Z had taken place.



- (a) Explain how the liquid flavoured water turned into ice dessert in the solid state. [2]

(Continue from Q7)

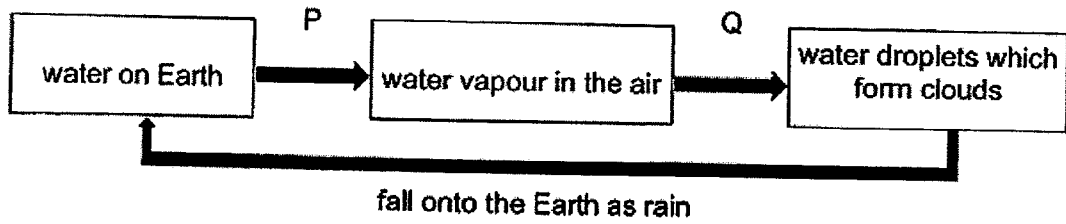
Oliver observed water droplets on the outer surface of the ice cream display freezer as shown below.



(b) Explain how the water droplets were formed.

[2]

8. The diagram below shows the changes in state of water during the water cycle.



(a) Identify processes P & Q.

[1]

P: _____

Q: _____

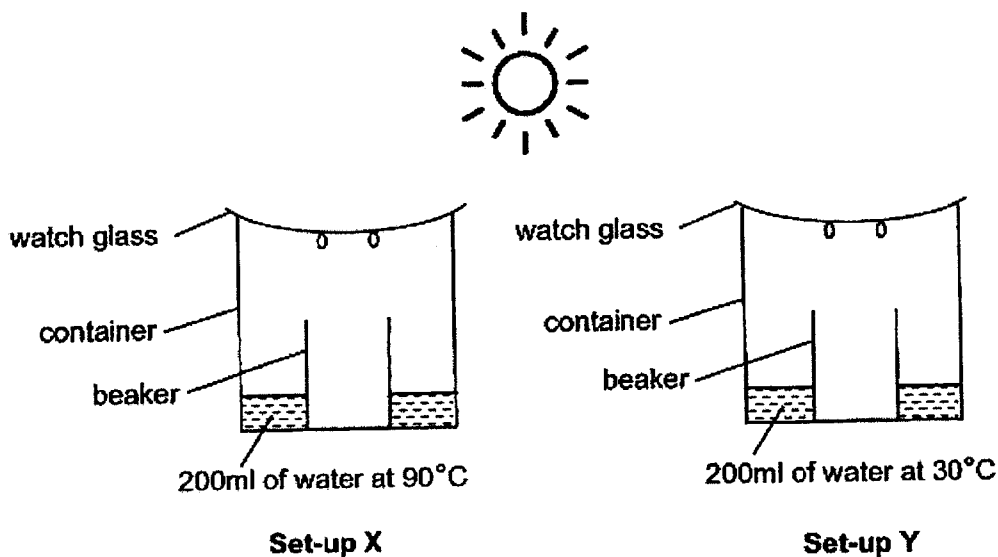
(b) Put a tick (✓) in the correct box below to show the transfer of heat for each of the following:

[1]

Matter	Heat gain	Heat loss
Water on Earth during process P		
Water vapour in the air during process Q		

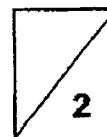
(Continue from Q8)

Li Ming conducted an experiment with identical containers and beakers. Both containers contained the same amount of water at different temperatures as shown below. Both set-ups were left under the sun outdoors.



(c) Explain why there was more water collected in the beaker in set-up X. [2]

- End of Paper -



**Nanyang Primary School
P5 SCIENCE WA2 2023
Suggested Answer Key**

Section A

4
4
4
2
1
2

Qn No	Suggested Answers									
7.										
(a)	The flavoured water loses heat to the ice cubes and freezes at freezing point or reaches freezing point of water.									
(b)	Warmer water vapour from the surroundings touched the cooler surface of the freezer. It lost heat and condenses into water droplets.									
8.										
(a)	P: evaporation Q: condensation									
(b)	<table border="1" style="width: 100%; border-collapse: collapse;"> <thead> <tr> <th style="text-align: center;">Matter</th> <th style="text-align: center;">Heat gain</th> <th style="text-align: center;">Heat loss</th> </tr> </thead> <tbody> <tr> <td style="text-align: center;">Water on Earth during process P</td> <td style="text-align: center;">✓</td> <td></td> </tr> <tr> <td style="text-align: center;">Water vapour in the air during process Q</td> <td></td> <td style="text-align: center;">✓</td> </tr> </tbody> </table>	Matter	Heat gain	Heat loss	Water on Earth during process P	✓		Water vapour in the air during process Q		✓
Matter	Heat gain	Heat loss								
Water on Earth during process P	✓									
Water vapour in the air during process Q		✓								
(c)	Data: The temperature of water is higher in Setup X than Y. Explanation: The rate of evaporation is faster. More water vapour will touch the cooler surface of the watch glass, lost heat faster and/or condense faster to form water droplets.									

